

INSTALLATION

IMPORTANT NOTES & IDEAS


Portugal panels are available in a dimensional and a flat surface. They come in three different patterns per box and provide a large array of installation options for a truly unique look. The panels can be paired with coordinating molding and trim pieces for a complete installation solution. Each box of panels has a random quantity of each of the three patterns. To create a repeating pattern, panel pieces can easily be flipped, realigned, pulled apart and reassembled for the desired pattern.

The MVIS installation system (or equivalent) by Laticrete is recommended.

Visit www.realstone.com to view a variety of layout images.

PATTERNS

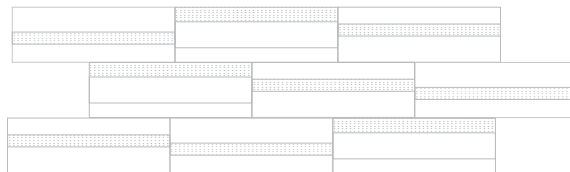
(RANDOM QUANTITIES OF EACH PATTERN PER BOX)



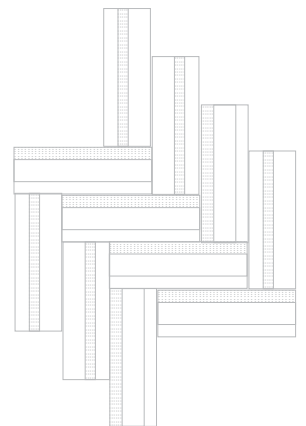
1. RANDOM




4. STAGGERED RANDOM



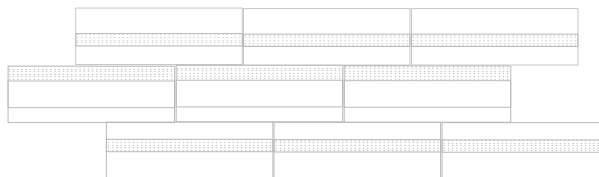
7. HERRINGBONE




2. HORIZONTAL ROWS




5. STAGGERED HORIZONTAL ROWS



3. RANDOM VERTICAL ROWS



6. STACKED VERTICAL ROWS



8. RANDOM STAGGERED VERTICAL ROWS

