

INSPIRING. TIMELESS. ENDURING.





# A STRIKING BALANCE BETWEEN INNOVATION AND BEAUTY

At Realstone Systems™, we've spent years honing our craft and striving to bring you the highest-quality offering of natural stone, wood and mixed-media cladding products on the market.

Along the way, we've learned what it means to be innovative; to have an unwavering commitment to customer service and support; and to be tirelessly dedicated to providing our customers with products at the heart of both design and function.

While trends have come and gone, and the Realstone family has grown, we have never changed what we stand for: Quality, Integrity, Timeless Beauty, and Endless Possibilities.



## QUALITY PRODUCTS

### High standards and stringent quality checks

Quality is at the forefront of what we do. Our superior standards result in a final product that is consistent in color and sizing, has straight edges, tight tolerances, no gaps and each product lot is identified on the box. This commitment to excellence results in a fast and beautiful installation.



Est. 2005

## EXPERIENCED

### We've been around a while so we've learned a thing or two

Starting during the recession taught us patience, perseverance, the value of a good product and more importantly of a good customer. The most important lesson is to never stop improving.



## INNOVATION

**We don't stay ahead of the trends, we set them** Our products are varied and on-trend, and we work hard to make sure that's the case. We are constantly scouting for emerging trends in both design and technology so that we can keep our catalog of products fresh and relevant.

## GLOBAL PRODUCTS

### Endless options of what the world has to offer

We go to the ends of the earth to get the highest-quality, most breath-taking new products the world has to offer so we can provide a continuous supply of products.



## PACKAGING

### Well packaged for safety and convenience

We pay a lot of attention to details which is why we package everything to minimize breakage and make portability on the job site easy. Less breakage means less waste and a quicker installation.



## CUSTOMER SERVICE

### We're happy when you're happy

We believe in the quality of our products and we invest in the quality of our people. Our friendly and knowledgeable sales and support team is just a phone call away, and eager to help you in any way that they can.



## SPECIAL ORDERS

### If you can dream it, we make it

We understand that you may have a specific vision in mind for your unique project. We will work with you to help create the exact look and feel you need to transform your space.

## PRO RESOURCES

### Testing, documentation and design tools

We have the tools necessary for getting the job done, regardless of the scale of your project. From commercial to residential, we have the tools and dedicated team to support you every step of the way.

























Silver Alabaster Shadowstone Panels, Indiana Limestone Wall Cap
















































Malta Ice Glass Mosaics, Floor: +One Ash Tile



Blue Bar







## NATURAL STONE PANELS , TILES & MOSAICS

# WHITE AND NEUTRAL TONES

It's no surprise to us why this collection is a customer favorite. Ranging from cool, sparkly whites, to warm greys, you can create a captivating, clean, classic look, or dial up the drama for a more sophisticated and elegant feel. A fun take on neutrals that will leave you with countless possibilities.



Arctic White Shadowstone Panel™



Arctic White Angled Thin Panel™



New Arctic White Flamed Panel™



Gilded Frost Subway Tile™



White Birch Honed Thin Panel™



White Birch Honed Panel™



Berkshire Buff Sandblasted Tile™



Berkshire Buff Estate Stone Panel™



Berkshire Buff Shadowstone Panel™



Chiseled Silver Alabaster Shadowstone Panel™



Silver Alabaster Shadowstone Panel™



Silver Alabaster Shadowstone Thin Panel™

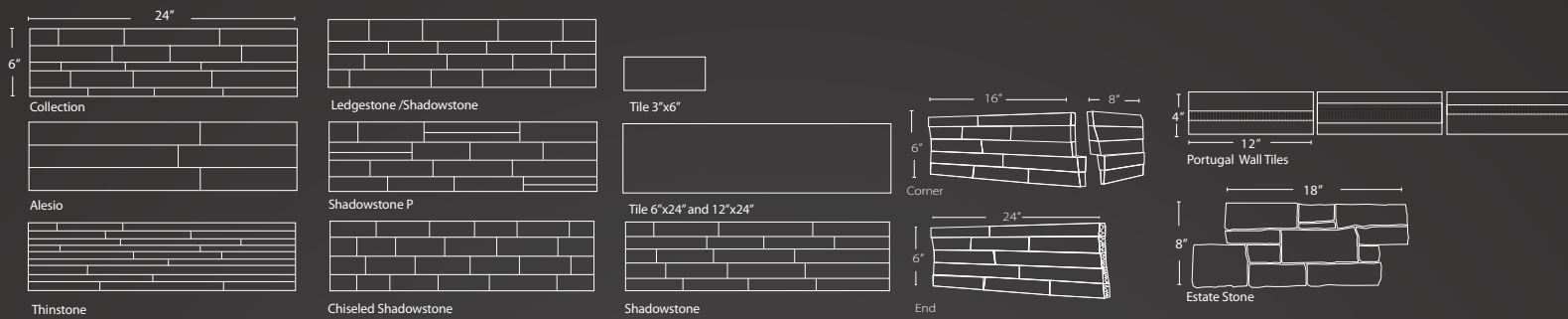


Portugal Venato Dimensional Tile™



Portugal Venato Flat Tile™





Arctic Grey Shadowstone Panel™



Gilded Frost Honed Panel™



Gilded Frost Ledgestone Panel™



White Birch Ledgestone Panel™



White Birch Tile™




Berkshire Buff Honed Tile™



Berkshire Buff Ledgestone Panel™



New- Pearl Grey Ledgestone Panel™



Scan code for more  
info & project images




Gilded Frost Honed Panels



## NATURAL STONE PANELS , TILES & MOSAICS

# CREAM AND WARM TONES

Where delicate creams meet earthy beiges, these warm-toned products will blend into any décor or color story while still standing on their own. Far from boring, this collection adds a subtle hint of sparkle, shadow and natural texture, for an understated yet inspired finished product.



Creme Alesio Tile™



Creme LedgeStone Alesio Panel™




New-City Creme Honed Panel™



Latte Honed Panel™



Latte LedgeStone Panel™



Latte Honed Accentstone Panel™



Smoky Beige Honed Alesio Tile™



Portugal Areia Dimensional Tile™



Portugal Areia Flat Tile™



Sierra Shadowstone Thin Panel™



Portugal Terra Flat Tile™



Portugal Terra Dimensional Tile™



Smoky Birch Tile™



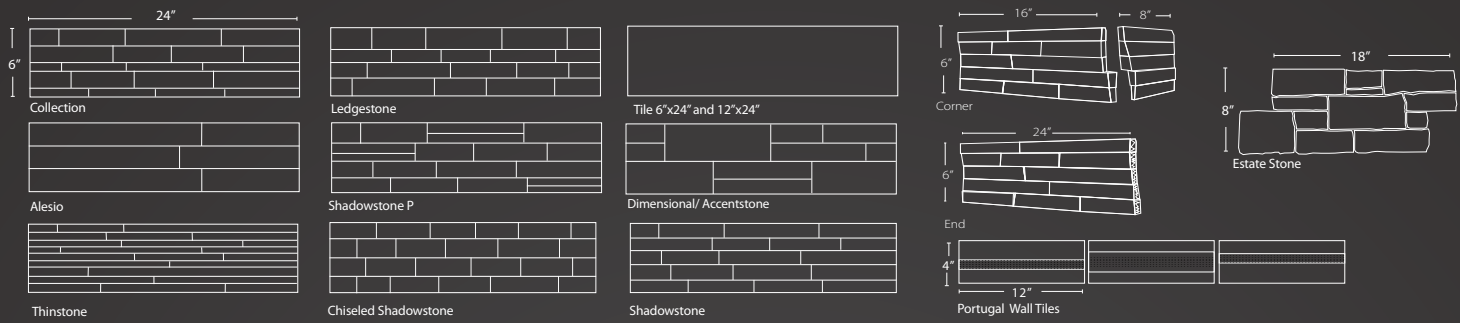
Smoky Birch Honed Panel™



Smoky Birch LedgeStone Panel™

Color variations are inherent in all natural stone products. The product colors you see in this brochure are as accurate as current photography and printing techniques allow. We recommend you look at product samples before you select a color.





New-City Creme Ledgestone Panel™



Creme Honed Hexagon Mosaic™



Creme Honed Diamond Mosaic™



Latte Honed Tile™



Latte Estate Stone Panel™



Smoky Beige Honed Alesio Panel™



New-Sierra Sand Panel™



Sierra Shadowstone Panel™




Sierra Accentstone Panel™



Smoky Birch Dimensional Panel™



Berkshire Buff Estate Stone Panels



Scan code for more  
info & project images



# NATURAL STONE PANELS , TILES & MOSAICS

## GREY AND BLACK TONES

Bold, rich and modern. Three words that perfectly describe this product set. Spanning from pale blue-greys to deep, intriguing black, this collection offers the widest variety of color, texture, and natural veining. With all of these factors at play, you can let your imagination run wild to come up with the perfect design for your next project.



Pewter Honed Panel™



Pewter LedgeStone Panel™



Pewter Tile™



Portugal Cinza Dimensional Tile™



Portugal Cinza Flat Tile™



Nero Honed Panel™



Charcoal Shadowstone Panel™



Carbon LedgeStone Panel™



Carbon Honed Accentstone Panel™




Carbon Honed Panel™



Midnight Sky Shadowstone Panel™



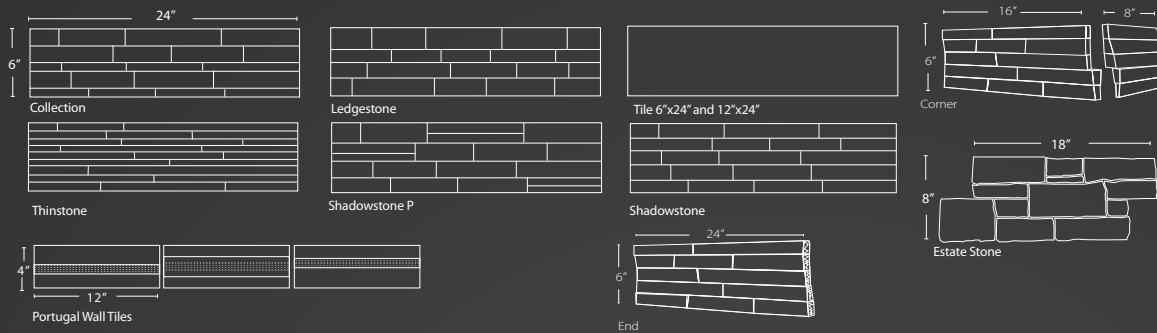
Midnight Sky Shadowstone Thin Panel™



Scan code for more  
info & project images

Color variations are inherent in all natural stone products. The product colors you see in this brochure are as accurate as current photography and printing techniques allow. We recommend you look at product samples before you select a color.





New- Smoke Grey Flamed Panel™




Bristol Black Estate Stone Panel™



New York Blue Shadowstone Panel™



Nero Ledgestone Panel™



Nero Tile™



Galaxy Black Shadowstone Panel™



New- Blackstone Leathered Panel™



Carbon Honed Panels



# NATURAL STONE PANELS

## EARTH TONES

Earth tones have always been associated with homey, comfortable, and natural spaces. With this collection, you get all of that and more. Rusty browns and dusty blues make up the heart of this collection and will add warmth and depth to any space.



Terracotta Accentstone Panel™



Terracotta Shadowstone Panel™



Spalted Oak Honed Tiles™



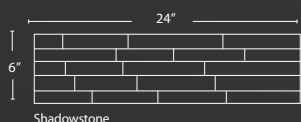
Spalted Oak Shadowstone Panel™



Greystone Gold Estate Stone Panel™



New -Grey Terracotta Shadowstone Panel™



Shadowstone




Accentstone



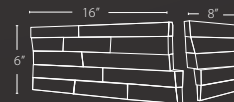
Estate Stone




Alesio/Spalted Oak



Tile 6"x24"



Corner



Scan code for more  
info & project images





Photo: [www.drurydesign](http://www.drurydesign)

Terracotta Shadowstone Panels



# NATURAL STONE INTERLOCKING PANELS

## ESTATE STONE

We searched the globe for premium stone to create our Estate Stone products. Inspired by ancient European structures, these panels have an impressive scale and regal appearance. The unique interlocking panels are made of thick stone veneer pieces that have been adhered to a stainless-steel mesh for quick and easy installation. A complete line of panels, corners, and accessories make a full installation seamless, with a gorgeous end result.



Greystone Gold Estate Stone Panel™



Berkshire Buff Estate Stone Panel™



Bristol Black Estate Stone Panel™



Latte Estate Stone Panel™



Estate Stone



Corners



Sills and Wallcaps



Hearths and Column Caps

STONE TYPE	Quartzite, Granite, Slate, Travertine
AVAILABLE COLORS	Greystone Gold, Berkshire Buff, Bristol Black, Latte
FORMAT	Panel on metal mesh
FINISH	Cleft Face
MATCHING PRODUCTS	Corners, Hearths, Sills, Wall Caps, Column Caps, Some Tiles and Panels
USAGE	Indoor/Outdoor*
AVG. UNIT SIZE	18" x 8"   1sq.ft. .8"-1.6" gauge
AVG. UNIT WEIGHT	12-13lbs.
SF. PER BOX	4 sq.ft.
PIECES PER BOX	4

Color variations are inherent in all natural stone products. The product colors you see in this brochure are as accurate as current photography and printing techniques allow. We recommend you look at product samples before you select a color.



Scan code for more info & project images






Greystone Gold Estate Stone



# LOOSE NATURAL STONE VENEER

Loose natural stone veneer allows for countless patterns and combinations in a large format stone. Available in available in a variety of stones, shapes, and sizes. Loose natural stone comes in lightly tumbled, split face, and sawn finishes. It provides a full range of natural colors and sizes to accentuate the architectural style of each application. Available in both thin and full-bed veneer.



Pearl Gray Berkshire




Eastern Gray Berkshire



Gray Berkshire



Indiana Limestone Berkshire



Easter Gray Vanderbilt




Indiana Limestone Full Color Blend Vanderbilt



Caledonia Granite Vanderbilt



Pearl Gray Vanderbilt



St. Henry Black Vanderbilt



Rockford Estate Blend

STONE TYPE	Granite, Limestone, Marble
AVAILABLE COLORS	Pearl Gray, Eastern Gray, Gray Berkshire, Indiana Limestone, Caledonia, St. Henry Black, Rockford Estate
FORMAT	Loose pieces
FINISH	Rock Face, Smooth, Tumbled
ACCESSORIES	Corners, Hearths, Sills, Wall Caps, Column Caps
USAGE	Indoor/Outdoor*
ROCKFORD AVG. UNIT SIZE	2"-12" X 4"-21"
VANDERBILT AVG. UNIT SIZE	4" X 24" 8" X 24" 12" X 24" 16 X 24"
BERKSHIRE AVG. UNIT SIZE	2.25" X 8"-22" 5" X 8"-22" 7.75" X 8"-22" 10.5" X 8"-22" 3" X 8"-22" 4" X 8"-22"



Sills and Wallcaps



Hearths and Column Caps




Corners

Color variations are inherent in all natural stone products. The product colors you see in this brochure are as accurate as current photography and printing techniques allow. We recommend you look at product samples before you select a color.



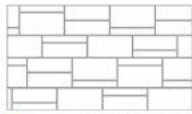
## Vanderbilt

### RUNNING BOND



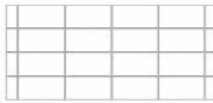
A. Most common pattern.

### 3-COURSE HEIGHT MIX BOND



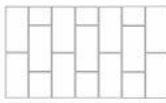
A. Pattern using 4", 8", and 12" heights at 24" lengths.

### STACKED BOND



A. Creates strong visual lines.

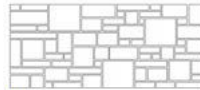
### VERTICAL RUNNING BOND



A. Stone is laid vertically in vertical columns, so all vertical joints align.

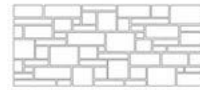
## Berkshire

### SEMI-DIMENSIONAL: ASHLAR 4-HEIGHT STANDARD



A. Shown in heights ranging from 2 1/4" to 10 1/2".  
B. 10 1/2"-2 1/4", 32 1/2"-9", 40 1/2"-7 1/4", 15 1/2"-10 1/2".


### SEMI-DIMENSIONAL: ASHLAR 3-HEIGHT STANDARD



A. Shown in heights ranging from 2 1/4" to 7 1/4".  
B. 15 1/2"-2 1/4", 40 1/2"-9", 45 1/2"-7 1/4".

## Rockford

### RANDOM



A. Random sized stones pattern.  
B. Dimensions range from course heights of 2" to 12".



Indiana Limestone Full Color Blend



## DIMENSIONAL AND FLAT STONE TILES

# PORTUGAL

## COLLECTION

Fresh and on-trend, our Portugal Collection comes in sets of three modern patterns. Whether you're looking for a flat-finish, or a dimensional surface, this collection allows you to tap into your inner artist and design something that is truly one-of-a-kind. For a complete solution of striking, natural stone applications, pair it with coordinating molding and trim pieces.



Terra Dimensional Tile™



Cinza Dimensional Tile™




Venato Dimensional Tile™



Areia Dimensional Tile™

STONE TYPE	Limestone, Marble	
AVAILABLE COLORS	Terra, Areia, Cinza, Venato	
FORMAT	Tile	
FINISH	Various	
MATCHING PRODUCTS	Molding, Trim, Large format tiles upon request	
USAGE	Indoor vertical surfaces	
STYLE	Dimensional Panel	Flat Panel
PANEL SIZE	12" x 4"   .33sqft 0.25" - .75" gauge	12" x 4"   .33sqft 0.25" gauge
AVG. PANEL WEIGHT	2.6 lbs	1.9 lbs
AVG. SF. PER BOX	6.67 sqft	10 sqft
TILES PER BOX	20	30





Portugal Wall Tiles



Trim Pieces

### FLAT TILES



Scan code for more  
info & project images

\* All claims and technical information is provided by the Portugal manufacturer. Information is subject to change without notice. Color variations are inherent in all natural stone products. The product colors you see in this brochure are as accurate as current photography and printing techniques allow. We recommend you look at product samples before you select a color.





Portugal Terra Dimensional Tiles



# TILES & TRIM

The best of both worlds, our Tiles can be used as both flooring and vertical cladding. Tiles can be installed in a variety of creative patterns and orientations, such as: Vertical, Horizontal, Stacked, Offset, or Herringbone. Regardless of the look you're going for, it can be achieved with these products. Available in a honed finish and a large selection of colors that match our panels and accessories.

## LARGE FORMAT TILES



White Birch Honed Tile™  
6"x 24" and 12"x24"\*



Alesio Creme Honed Tile™  
6"x 24" and 12"x24"



Alesio Smoky Beige Honed Tile™  
6"x 24"



Latte Honed Tile™  
6"x 24" and 12"x24"



Smoky Birch Honed Tile™  
6"x 24" and 12"x24"



Spalted Oak Honed Tile™  
6"x 24", 12"x24"



Nero Honed Tile™  
6"x 24" and 12"x24"\*



Pewter Honed Tile™  
6"x 24" and 12"x24"

## HEAVY GAUGE TILES .7"-.8" GAUGE



Berkshire Buff Honed Tile™  
6"x 24" \*\*



Berkshire Buff Sandblasted Tile™  
12"x24" \*\*



Berkshire Strata Honed Tile™  
12"x24" \*\*



Gilded Frost Honed Tile™  
3"x 6"

## SMALL TILES

STONE TYPE	Sandstone, Limestone, Granite, Quartzite, Travertine, Marble	
AVAILABLE COLORS	White Birch, Nero, Latte, Pewter, Creme, Smoky Beige, Spalted Oak, Berkshire Buff, Berkshire Strata	
FORMAT	Tile	
FINISH	Honed, some available in polished, sandblasted	
MATCHING PRODUCTS	Panels, Corners, Ends, Hearths, Mosaics	
USAGE	Vertical, Flooring, Indoor, Outdoor	
UNIT SIZE	12" x 24"   2 sq.ft. 0.4" -0.8" gauge	6" x 24"   1sq.ft. 0.4" -0.8" gauge
AVG. UNIT WEIGHT	11lbs. - 25.4lbs.	5-11lbs.
SF. PER BOX	10 sq.ft.	10 sq.ft.
TILES PER BOX	5 (3 Berkshire Buff)	10 (5 Berkshire Buff)

For 3"x6" tile specs see page 56

\*Also available in polished finish.

\*\* Berkshire Buff tiles are .7"-.8" in gauge.

Color variations are inherent in all natural stone products. The product colors you see in this brochure are as accurate as current photography and printing techniques allow. We recommend you look at product samples before you select a color.



Scan code for more  
info & project images





White Birch Honed Tiles



## NATURAL STONE MOSAICS

# MARMOS

### MOSAICS, TILE AND TRIM

Created exclusively for Realstone by renowned designer Erin Adams, the Marmos collection is designed to work together across various surfaces within a space. The pieces in each collection vary in size, shape, and texture but are all made from the same marble so they can be paired together seamlessly in beautiful combinations.

### C CHAIN




**C CHAIN TEXTURED TILES**  
7.09"X5.5" | MARBLE



**C CHAIN POLISHED TILES**  
7.09"X5.5" | MARBLE



**C CHAIN DIAMOND TEXTURED MOSAIC**  
12"X10.63" | MARBLE




**C CHAIN TEXTURED SUBWAY TILES**  
3"X12" | MARBLE


### LURE



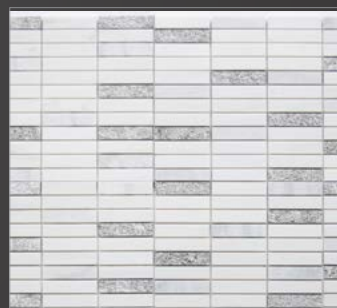
**LURE MOSAIC TEXTURED MOSAIC**  
12"X12" | MARBLE



**LURE MOSAIC POLISHED MOSAIC**  
12"X12" | MARBLE



**LURE STRIPS 1X4 TEXTURED MOSAIC**  
12"X12" | MARBLE



**LURE STRIPS 1X3 TEXTURED MOSAIC**  
12"X12" | MARBLE

### FAIRMONT



**FAIRMONT BRASS HEX MOSAIC**  
7.87"X10.43" | MARBLE + BRASS FINISH ON STAINLESS STEEL



**FAIRMONT BRASS SUBWAY MOSAIC**  
12.05"X12.44" | MARBLE+BRASS



**FAIRMONT BRASS MINI HEX MOSAIC**  
12"X11.42" | MARBLE + BRASS FINISH ON STAINLESS STEEL



**FAIRMONT WHITE PENNY ROUND**  
12"X11.42" | MARBLE



**FAIRMONT BRASS BLACK HEX MOSAIC**  
7.87"X10.43" | MARBLE + BRASS FINISH ON STAINLESS STEEL



**FAIRMONT BLACK HEX MOSAIC**  
12.05"X12.44" | MARBLE



**FAIRMONT BLACK PENNY ROUND**  
12"X11.42" | MARBLE



**FAIRMONT WHITE PENNY ROUND WITH BLACK**  
12"X11.42" | MARBLE

Color variations are inherent in all natural stone products. The product colors you see in this brochure are as accurate as current photography and printing techniques allow. We recommend you look at product samples before you select a color.





Lure Strips Mosaic




C-Chain Diamond Textured Mosaic



## UNIQUE PRODUCTS

# DIMENSIONAL PANEL



Dimensional/ Accentstone

A modern take on the traditional stone panel, the Smoky Birch Dimensional panel has accent pieces gauged for an exaggerated relief, casting deep shadows and creating a visibly geometric pattern. The neutral greige tone of the limestone downplays the pattern for a look that is accessible to all design sensibilities.



Smoky Birch Dimensional Panel™ 6"x24"  
(multiple panels shown in photo)

### PANEL SPECIFICATIONS


STONE TYPE	Limestone
AVAILABLE COLORS	Smoky Birch
FORMAT	Panel
FINISH	Honed
MATCHING PRODUCTS	Corners, 6"x24" Tiles, 12"x24" Tiles
USAGE	Indoor/Outdoor*
UNIT SIZE	6" x 24"   1sq.ft.   .6" - 1.75" gauge
AVG. UNIT WEIGHT	12.5lbs.
SF. PER BOX	5 sq.ft.
PIECES PER BOX	4




## MORE SMOKY BIRCH PRODUCTS




Smoky Birch LedgeStone Panel™ 6"x24"




Smoky Birch Honed Panel™ 6"x24"



Smoky Birch Honed Tile™ 6"x24"



Smoky Birch Honed Tile™ 12"x24"



Scan code for more  
info & project images



UNIQUE TILES

# NATURAL STONE LEATHER WRAPPED TILES

Revolutionary. No other word better describes this collection of stone and tile. We've taken our quality natural stone products that we're known for and tempered them with an artist's palette to create the uniquely rich, genuine leather. tiles With its distinctive stone cleft, each piece adds a depth of color and texture. Mix and match the colors in a variety of patterns for unique installations.



Corona Leather Tile™



Robusto Leather Tile™



Toro Leather Tile™



Nickel Leather Tile™



Bullnose Trim



Color variations are inherent in all natural stone products. The product colors you see in this brochure are as accurate as current photography and printing techniques allow. We recommend you look at product samples before you select a color.



## NATURAL STONE TILES GLAZED OR LEATHER WRAPPED

# GLAZED, METALLIC & LEATHER

Revolutionary. No other word better describes this collection of stone and tile. We've taken our quality natural stone products that we're known for and tempered them with an artist's palette to create the uniquely rich, polished look of glazed tile and genuine leather. With its distinctive stone cleft, each piece adds a depth of color and texture, and with fifteen stunning colors to choose from, the possibilities are limitless.




Stardust Metallic™ Hex




Stardust Glaze Metallic Tile™



Gunmetal Glaze Metallic Tile™



New-Black Hills Gold™



Pyrite Glaze Metallic Tile™




Pyrite Metallic Mosaic™



Snow Drift Glaze Tile™



Snow Drift Glaze Strips™




Blue Opal Glaze Tile™




Fog Blend Glaze Hex™




Storm Glaze Tile™



Marine Glaze Tile™



Ruby Glaze Metallic Tile™

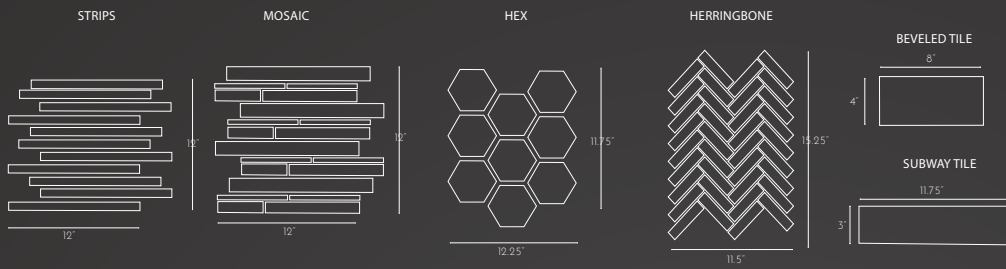


Sapphire Glaze Tile™



New-Blush Glaze Tile™





# Erin Adams COLLECTION tempered



Ore Glaze Metallic Tile™



Pale Gold Metallic Tile™




Pale Gold Metallic Mosaic™



Azure Metallic Tile™



Sea Salt Blend Strips™



Sea Salt Blend Hex™



Blue Opal Mosaic™



Fog Glaze Tile™



Fog Strips™



Sea Foam Glaze Tile™




Jade Glaze Tile™



New-Jade Herringbone™



Bullnose Trim



Scan code for more  
info & project images

\*\*Tempered Tiles are heat and cold sensitive. Tempered Tiles are appropriate for interior use and temperature should not exceed the ambient room temperature. Tempered Tiles should not be installed in environments subject to frequent moisture. The product colors you see in this brochure are as accurate as current photography and printing techniques allow. We recommend you look at product samples before you select a color.



## FLOORS & WALLS

# GLASS MOSAIC


In our partnership with MVM and designer Erin Adams, Realstone Systems introduces a collection of mosaic tiles that is as versatile as it is gorgeous. Malta, Mineral and Trends are collections of beautifully colored and textured glass mosaics produced in centuries old tradition of Molten Glass, Flat Glass, Samalti and Vitreous Glass. Available in a range of formats for residential and commercial applications.

## trends Paper Faced

**1"x1"** - Interior & exterior walls, shower & steam showers walls and floors, fireplaces, countertops, interior & exterior floors<sup>®</sup>, pools & fountains, freeze/thaw



Andes  
1"x1" Mosaic Tile




Bariloche  
1"x1" Mosaic Tile




Andante  
1"x1" Mosaic Tile

## malta Paper Faced


**2"x2"**, **2" Hex** - Interior & exterior walls<sup>®</sup>, shower & steam shower walls, fireplaces, countertops, pools & fountains  
**1"x1"** - all of the above plus: interior & exterior floors<sup>®</sup>, shower & steam shower floors, freeze/thaw



1"x1" Mosaic Tile



2" Hexagon Tile



2" x 2" Mosaic Tile



1"x1" Mosaic Tile



2" Hexagon Tile



2" x 2" Mosaic Tile




1"x1" Mosaic Tile




2" Hexagon Tile



2" x 2" Mosaic Tile



1"x1" Mosaic Tile



2" Hexagon Tile



2" x 2" Mosaic Tile

<b>FINISHES</b>	Matte, Semi-Gloss, Metallic, Iridescent
<b>BACKING/MOUNTING</b>	Mesh Mounted, Paper Faced
<b>PRODUCTION</b>	Smalti Glass, Vitreous Glass, Flat Glass Flat Glass with Mineral layer, Handmade
<b>COVERAGE</b>	Sheet coverage 1sqft
<b>SHEET SIZE</b>	1x1-12"x12", 2x2-12"x12", Hex-13"x13", Subway-12"x14 3/4", Linear1-13"x15 1/8"
<b>COLOR VARIATION</b>	V3
<b>HARDNESS/ MOHS</b>	7
<b>DCOF</b>	MESH MOUNTED- 1"x1" tile -.86 Subway tile, Linear tile- not rated
<b>Absorption</b>	0 - .01 %
<b>Chemical Resistance</b>	Resistant
<b>Packaging</b>	22 pieces per box 22 sqft per box Sold per box (available per piece at a premium price)
*Paper Faced Special Order Only <sup>®</sup> Residential only <sup>†</sup> Not Freeze/Thaw	

## mineral Mesh Mount


**2"x6"**, **7/16x6"** - Interior & exterior walls<sup>®</sup>, shower & steam shower walls, fireplaces, countertops  
**1"x1"** - all of the above plus: interior & exterior floors<sup>®</sup>, pools & fountains<sup>®</sup>, shower & steam shower floors, freeze/thaw



1"x1" Mosaic Tile




2"x 6" Subway Tile



7/16"x 6" Random Linear Tile



1"x1" Mosaic Tile



2"x 6" Subway Tile



7/16"x 6" Random Linear Tile




1"x1" Mosaic Tile



2"x 6" Subway Tile



7/16"x 6" Random Linear Tile



Color variations are inherent in all artisanal glass products. The product colors you see in this brochure are as accurate as current photography and printing techniques allow. We recommend you look at product samples before you select a color.







## STONE & RESIN PRODUCTS

# ANTIQUE WOOD PANELS & HIVE TILES


A low-maintenance alternative, our Antique Wood and Hive products have the lifelike appearance and texture of aged wood. This system was designed with quality and durability in mind and is water-resistant, non-warping, non-porous, and non-splintering. We make them from recycled stone that has been mixed with resin, and we build them to last. The Antique wood panels are interlocking for a seamless installation, while the Hive tiles come in concave and convex pairs that will add dimension and excitement to any project.



Antique Wood Driftwood Panel™



Antique Wood Corner Set



Antique Wood Panel



Hive Driftwood Tile™




Hive Barnwood Tile™



Hive Tile

ANTIQUE WOOD SPECIFICATIONS		
STONE TYPE	Travertine or Marble Dust + Resin	
AVAILABLE COLORS	Barnwood, Driftwood	
FINISH	Wood Grain	
USAGE	Vertical, Indoor/Outdoor	
STYLE	PANELS	CORNER SET
UNIT SIZE	22.75" x 11.875"   1.88sqft 0.5" gauge	11.875" total height 0.5" gauge
AVG. UNIT WEIGHT	9 lbs.	2 lbs.
AVG. SF. PER BOX	11.3 sqft	2 sqft (3 linear feet)
PIECES PER BOX	6 panels	3 sets (15 individual pieces)

HIVE SPECIFICATIONS	
STONE TYPE	Travertine or Marble Dust + Resin
AVAILABLE COLORS	Barnwood, Driftwood
FINISH	Wood Grain,
USAGE	Indoor/Outdoor
AVAILABLE COLORS	Barnwood, Driftwood,
UNIT SIZE	9.5" x 8.20"   .54 sqft 0.25"-1" gauge
AVG. UNIT WEIGHT	concave 1.76 lbs convex 3.52 lbs
AVG. SF. PER BOX	4.2 sqft
PIECES PER BOX	10 (5 convex, 5 concave)



\*All claims and technical information is provided by the Hive manufacturer. Information is subject to change without notice.

1. Barnwood and Driftwood products may temporarily produce an odor which will dissipate over time. 2. Product must not be installed in direct contact with heat source. Hive tiles are made of engineered marble and travertine stone which inherently lack uniformity and are subject to variations in aesthetics, color, shade, finish, tint, hardness, strength resistance, density, etc. These qualities are inherent in the nature of the product and are not to be considered latent defects. Realstone Systems does not provide installation services.





Hive is not intended for use with high heat emitting units.

Hive Driftwood Tiles



## WOOD PRODUCTS

# RECLAIMED WOOD PANELS

Our vintage reclaimed wood panels are as unique and varied as the places they come from. Rich in history and authenticity, these hand-selected and masterfully-crafted hardwood pieces are sourced from reclaimed Teak and come together to create a product that is infused with the stories of their past. The wood pieces blend together seamlessly into a mesh-backed panel that is easy to install and an application that is sure to stand out.




Reclaimed Wood-Dark Panel™




Reclaimed Wood-Multi Panel™

MATERIAL	Reclaimed Teak wood
COLORS	Dark, Multi, Natural
FORMAT	Wood planks on mesh
USAGE	Indoor
DIMENSIONS	12" x 24" x .5"   1.90 sqft per piece   5 lbs
PIECES PER BOX	10
BOXES PER CRATE	21



Reclaimed Wood-Natural Panel™



\*All claims and technical information is provided by the Barnwood manufacturer. Information is subject to change without notice.

1. Reclaimed Wood products may temporarily produce an odor which will dissipate over time. 2. Product must not be installed in direct contact with heat source.  
3. Reclaimed Wood products are made of natural, reclaimed wood which inherently lacks uniformity and is subject to variations in aesthetics, color, shade, finish, tint, hardness, strength resistance, density, etc. These qualities are inherent in the nature of the product and are not to be considered latent defects. Realstone Systems does not provide installation services.





Photo: KDG Construction INC.

Reclaimed Wood Dark Panels




# INDOOR & OUTDOOR PORCELAIN PAVERS + TILES

Porcelain tiles and pavers are made by fusing quartz clay and feldspar into a single material which is fired at temperatures ranging from 2200-2400 degrees F. The resulting product is extremely durable and impervious to fading, staining, corrosion, mold or moss growth and can withstand freeze-thaw environments. Porcelain tiles are ideal for interior and exterior floor coverings and offer a blend of design, versatility, performance, simplicity of installation and eco-sustainability.

## VERVE | 8MM, 10MM, 20MM | V3, V4



Earth Tile™




Multicolor Tile™



Sand Tile™



Grey Tile™




White Tile™



Extra White Tile™


## MOOD WOOD | 10MM, 20MM | V3, V4



Grey Tile™




White Tile™



Honey Tile™




Nut™



Brown™


## + ONE | 10MM, 20MM | V2



Ash Tile™




Chalk Tile™




Greige Tile™



Plumb Tile™



Mud Tile™



Coal Tile™


## EARTH | 20MM | V3, V4



Dark Grey Tile™



Miami White Tile™



Multicolor Tile™



Moon White Tile™



Manhattan Tile™



Light Grey Tile™


## LITH | 20MM | V3, V4



Legacy White Tile™




Heirloom Blue Tile™



Antique Cream Tile™

AND SO MUCH MORE!

FOR THE FULL LINE OF  
PRODUCTS SCAN THE  
QR CODE OR VISIT  
[WWW.REALSTONE.COM](http://WWW.REALSTONE.COM)









# EXTERIOR & HARDSCAPE NATURAL STONE PRODUCTS

Realstone specializes in producing a wide variety of natural stone products for the residential, architectural and hardscape customers. From residential facades to pool copings and wall caps we offer a vast range of stone types and colors to meet all your outdoor masonry needs.



Nero




Eastern Gray™



Caledonia™



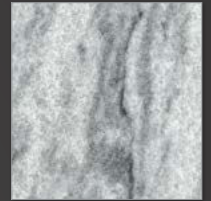
Indiana Limestone Full Color Blend™



Indiana Limestone Fossil Beige



Bethel White™



Georgia Marble Pearl Grey™




St. Henry Black™




Carbon™



Bristol Black




Berkshire Buff



Creme



Smoky Birch



Latte



White Birch



Pewter

## POOL COPING



## SILLS



## OUTDOOR ELEMENTS



## WALL CAPS



## STAIR TREADS



## THIN VENEER



## PAVERS



## HEARTHES



Color variations are inherent in all natural stone products. The product colors you see in this brochure are as accurate as current photography and printing techniques allow. We recommend you look at product samples before you select a color.

[www.Realstone.com](http://www.Realstone.com) 1.866.698.5066







# MORE THAN JUST GORGEOUS PRODUCTS WE OFFER INSTALLATION SOLUTIONS

Whether you start your Realstone project with panels or tiles, and end with hearths or wall caps, we have all the pieces you need to complete your project. With all the components made from the same stone, it's easy to get a perfect match and a gorgeous installation.

## MATCHING COMPONENTS

- Natural Stone Panels
- Natural Stone Tiles
- Natural Stone Pre-Built Corners
- Natural Stone Hearths

## WHITE BIRCH

WHITE BIRCH HONED TILE 12"X24"



WHITE BIRCH HONED TILE 6"X24"



WHITE BIRCH HONED CORNER 6"X16" & 6"X8"



WHITE BIRCH HONED HEARTH/COLUMN CAP 20"X20"



WHITE BIRCH HONED PANEL 6"X24"



WHITE BIRCH THIN HONED PANEL 6"X24"



WHITE BIRCH LEDGESTONE PANEL 6"X24"



WHITE BIRCH TILE PLANKS + WHITE BIRCH LEDGESTONE PANELS





# PAIR HIGH QUALITY PRODUCTS WITH TOP OF THE LINE INSTALLATION & CARE SYSTEMS



Ensure a successful installation each and every time with the most comprehensive assortment of innovative tile and stone installation materials available. LATICRETE® industry-leading products provide complete system solutions from the substrate up through the grout for virtually any type of tile or stone installation in commercial, industrial, and residential applications.

Product categories include adhesives and mortars, thick-bed mortars and screeds, grouts, caulks and sealants, sound control, uncoupling, anti-fracture, vapor reduction, waterproofing, shower system components, professional maintenance products for tile and stone and hardscapes – all designed to work together, providing a comprehensive, warranted installation and ways to protect, clean and transform tile and stone projects for years to come.

For a full product line of installation, care and maintenance products visit [www.realstone.com](http://www.realstone.com) or scan the QR code.



## LATICRETE SHOWER SYSTEMS

### SINGLE SOURCE SUPPLIER FOR A COMPLETE SHOWER INSTALLATION

The HYDRO BAN Shower System Kit works in conjunction with LATICRETE® tile and stone installation materials, including a variety of adhesives, grouts and caulks. Backed by a lifetime system warranty, LATICRETE shower systems provide everything needed for a waterproof shower installation.

HYDRO BAN® Drains, Pre-Sloped Pans, Preformed Seats, Benches, Shelves, Niches and Board are designed for use with LATICRETE® installation materials. Only LATICRETE provides all of the installation materials to complete the job – providing you a single source supply which allows for convenient ordering and shipping and the industry's most comprehensive system warranty.

- HYDRO BAN® Barrier Free Shower Systems
- HYDRO BAN Multi-Piece Kits and Pans
- HYDRO BAN Pre-Sloped Shower Systems
- HYDRO BAN Pre-Sloped Shower Pans
- HYDRO BAN Board. and Sheet Membrane
- HYDRO BAN Preformed Seats, Benches and Niches
- HYDRO BAN Linear Shower Drains
- HYDRO BAN Bonding Flange Drains





# REALSTONE NATURAL STONE PANELS, TILES & MOSAICS



Fairmont Brass Hex Mosaic




Fairmont Brass Subway Mosaic



Fairmont Brass Mini Hex Mosaic



Fairmont White Penny Round



Fairmont White Penny Round With Black



Arctic White Shadowstone Panel™



Arctic White Angled Thin Panel™



New-Arctic White Flamed Panel™



Gilded Frost Honed Panel™



Gilded Frost LedgeStone Panel™



Berkshire Buff LedgeStone Panel™



Berkshire Buff Honed Tile™



Berkshire Buff Sandblasted Tile™



Chiseled Silver Alabaster Shadowstone Panel™



Silver Alabaster Shadowstone Panel™



Portugal Areia Dimensional Tile™



Portugal Areia Flat Tile™



Latte Honed Panel™



Latte LedgeStone Panel™



Latte Honed Accentstone Panel™



Portugal Terra Tile™



Portugal Terra Flat Tile™



Smoky Birch Honed Panel™



Smoky Birch LedgeStone Panel™



Smoky Birch Dimensional Panel™



Galaxy Black Shadow Panel™



New-Eastern Grey



New-Eastern Grey



Bristol Black Estate Stone Panel™



New-Smoke Grey Flamed Shadow Panel™



Carbon Honed Accentstone Panel™



Carbon Honed Panel™



Carbon LedgeStone Panel™



Midnight Sky Shadowstone Panel™



Midnight Sky Shadowstone Thin Panel™





Lure Textured Mosaic




Lure Polished Mosaic



Lure Strips 1x4 Textured Mosaic



Lure Strips 1x3 Textured Mosaic



C Chain Diamond Textured Mosaic



Gilded Frost Honed Tile™



Arctic Grey Shadowstone™



Portugal Venato Flat Tile™



White Birch Honed Panel™



White Birch Honed Thin Panel™



Silver Alabaster Shadowstone Thin Panel™



New-Pearl Grey LedgeStone Panel™



Creme Honed Hexagon Mosaic



Creme Honed Diamond Mosaic




New-City Creme Honed Panel™



Latte Estate Stone Panel™




Latte Honed Tile™



Smoky Beige Honed Panel™



Smoky Beige LedgeStone Panel™



Smoky Beige Honed Tile™



Smoky Birch Honed Tile™



Spalted Oak Panel™



Spalted Oak Tile™



Terracotta Accentstone Panel™



Terracotta Shadowstone Panel™



Pewter Honed Panel™



Pewter LedgeStone Panel™



Pewter Honed Tile™



Portugal Cinza Dimensional Tile™



Portugal Cinza Dimensional Tile™




New-St.Henry Black



New-St.Henry Black



New-Fairmont Black Penny Round




New-Fairmont Brass Black Hex Mosaic



New-Fairmont Black Hex Mosaic






C Chain Textured Tiles



C Chain Polished Tiles



Georgia Marble Pearl Grey



Georgia Marble Pearl Grey



C Chain Textured Subway Tiles



White Birch Ledgestone Panel™



White Birch Tile™



Berkshire Buff Shadowstone Panel™



Berkshire Buff Estate Stone Panel™



New-Bethel White



New-City Creme Ledgestone Panel™



Creme Ledgestone Alesio Panel™



Creme Honed Tile™



New-Indiana Limestone



New-Indiana Limestone



New-Fossil Beige



Sierra Shadowstone Panel™



Sierra Accentstone Panel™



Sierra Shadowstone Thin Panel™



New-Sierra Sand Shadow Panel™



Greystone Gold Estate Stone Panel™



New-Grey Terracotta Shadow Panel™



New-Caledonia



New-Caledonia



New York Blue Shadowstone Panel™



Nero Tile™



Nero Honed Panel™



Nero Ledgestone Panel™



New-Blackstone Leathered Shadowstone Panel™



Charcoal Shadowstone Panel™







## GLASS MOSAICS

Color	Mounting	Collection	Piece Size	Mosaic Size	Finish	Gauge	Avg. Weight	Units Per Box	DCOF	Shade
Andes	Paper Faced	Trends	1"x1"	12"x12" (1sqft)	Matte, Semi-Gloss, Metallic	.25"	2.25 lbs	22	.53	V3
Bariloche	Paper Faced	Trends	1"x1"	12"x12" (1sqft)	Matte, Semi-Gloss, Metallic	.25"	2.25 lbs	22	.53	V3
Andante	Paper Faced	Trends	1"x1"	12"x12" (1sqft)	Matte, Semi-Gloss, Metallic	.25"	2.25 lbs	22	.53	V3
Charcoal 1"	Paper Faced	Malta	1"x1"	12"x12" (1sqft)	Matte, Semi-Gloss, Iridescent	.25"	2.25 lbs	22	.53	V3
Charcoal 2"	Paper Faced	Malta	2"x2"	12"x12" (1sqft)	Matte, Semi-Gloss, Iridescent	.25"	2.25 lbs	22	.35	V3
Charcoal Hex	Paper Faced	Malta	2"x2"	13"x12.75" (1sqft)	Matte, Semi-Gloss, Iridescent	.25"	2.25 lbs	22	.35	V3
Fern 1"	Paper Faced	Malta	1"x1"	12"x12" (1sqft)	Matte, Semi-Gloss	.25"	2.25 lbs	22	.53	V3
Fern 2"	Paper Faced	Malta	2"x2"	12"x12" (1sqft)	Matte, Semi-Gloss	.25"	2.25 lbs	22	.35	V3
Fern Hex	Paper Faced	Malta	2"x2"	13"x12.75" (1sqft)	Matte, Semi-Gloss	.25"	2.25 lbs	22	.35	V3
Ice 1"	Paper Faced	Malta	1"x1"	12"x12" (1sqft)	Matte, Semi-Gloss, Iridescent	.25"	2.25 lbs	22	.53	V3
Ice 2"	Paper Faced	Malta	2"x2"	12"x12" (1sqft)	Matte, Semi-Gloss, Iridescent	.25"	2.25 lbs	22	.35	V3
Ice Hex	Paper Faced	Malta	2"x2"	13"x12.75" (1sqft)	Matte, Semi-Gloss, Iridescent	.25"	2.25 lbs	22	.35	V3
Lapiz 1"	Paper Faced	Malta	1"x1"	12"x12" (1sqft)	Matte, Semi-Gloss	.25"	2.25 lbs	22	.53	V3
Lapiz 2"	Paper Faced	Malta	2"x2"	12"x12" (1sqft)	Matte, Semi-Gloss	.25"	2.25 lbs	22	.35	V3
Lapiz Hex	Paper Faced	Malta	2"x2"	13"x12.75" (1sqft)	Matte, Semi-Gloss	.25"	2.25 lbs	22	.35	V3
Hematite 1"	Mesh Mount	Mineral	1"x1"	12"x12" (1sqft)	Matte, Semi-Gloss, Metallic	.25"	2.25 lbs	22	.86	V3
Hematite Subway	Mesh Mount	Mineral	2"x6"	12"x 13.75" (1sqft)	Matte, Semi-Gloss, Metallic	.25"	2.25 lbs	22	-	V3
Hematite Random Linear	Mesh Mount	Mineral	7/16"x6"	12.875"x 15.125" (1sqft)	Matte, Semi-Gloss, Metallic	.25"	2.25 lbs	22	-	V3
Jaspilite 1"	Mesh Mount	Mineral	1"x1"	12"x12" (1sqft)	Matte, Semi-Gloss, Metallic	.25"	2.25 lbs	22	.86	V3
Jaspilite Subway	Mesh Mount	Mineral	2"x6"	12"x 13.75" (1sqft)	Matte, Semi-Gloss, Metallic	.25"	2.25 lbs	22	-	V3
Jaspilite Random Linear	Mesh Mount	Mineral	7/16"x6"	12.875"x 15.125" (1sqft)	Matte, Semi-Gloss, Metallic	.25"	2.25 lbs	22	-	V3
Limonite 1"	Mesh Mount	Mineral	1"x1"	12"x12" (1sqft)	Matte, Semi-Gloss, Metallic	.25"	2.25 lbs	22	.86	V3
Limonite Subway	Mesh Mount	Mineral	2"x6"	12"x 13.75" (1sqft)	Matte, Semi-Gloss, Metallic	.25"	2.25 lbs	22	--	V3
Limonite Random Linear	Mesh Mount	Mineral	7/16"x6"	12.875"x 15.125" (1sqft)	Matte, Semi-Gloss, Metallic	.25"	2.25 lbs	22	-	V3

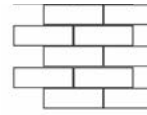
Hex Mosaic




1"x1" Mosaic



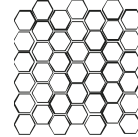
Subway Tile



Random Linear Tile




Hex Mosaic



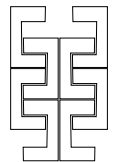
## STONE MOSAICS

Color	Mounting	Collection	Piece Size	Mosaic Size	Finish	Gauge	Avg. Weight	Units Per Box	DCOF
C Chain Textured Tile	Mesh Mount	Marmos C Chain	7.09"x5.5" (.27sqft)	-	Textured	.25"	1.42 lbs	10	.55-.75
C Chain Polished Tile	Mesh Mount	Marmos C Chain	7.09"x5.5" (.27sqft)	-	Polished	.25"	1.42 lbs	10	0.70-0.72
C Chain Diamond Textured Mosaic	Mesh Mount	Marmos C Chain	-	12"x10.63" (.885sqft)	Honed, Textured	.25"	4.42 lbs	10	.55-.75
C Chain Subway Textured Tile	None	Marmos C Chain	8"x3" (.25sqft)	-	Textured	.25"	1.42 lbs	30	.55-.75
Lure Textured Mosaic	Mesh Mount	Marmos Lure	4"x4"	12"x12" (1sqft)	Honed, Textured	.25"	5.13 lbs	10	.55-.75
Lure Polished Mosaic	Mesh Mount	Marmos Lure	4"x4"	12"x12" (1sqft)	Polished	.25"	5.13 lbs	10	.70-.72
Lure Strips Textured Mosaic	Mesh Mount	Marmos Lure	4"x1"	12"x12" (1sqft)	Textured, Honed	.25"	4.82 lbs	10	.55-.75
Lure Strips Textured Mosaic	Mesh Mount	Marmos Lure	3"x1"	12"x12" (1sqft)	Textured	.25"	4.82 lbs	10	.55-.75
Fairmont Brass Hex Mosaic	Mesh Mount	Marmos Fairmont	2"x2"	7.87"x10.45" (.57sqft)	Polished, Brass	.25"	3 lbs	10	.70-.72
Fairmont Brass Subway Mosaic	Mesh Mount	Marmos Fairmont	3"x6"	12.05"x12.44" (1.04 sqft)	Polished, Brass	.25"	6 lbs	10	.70-.72
Fairmont Brass Mini Hex Mosaic	Mesh Mount	Marmos Fairmont	1"x1"	12"x11.42" (.95sqft)	Polished, Textured, Brass	.25"	4.47 lbs	10	.70-.72
Fairmont Black Brass Hex Mosaic	Mesh Mount	Marmos Fairmont	2"x2"	7.87"x10.45" (.57sqft)	Polished, Brass	.25"	3 lbs	10	.70-.72
Fairmont Black Hex Mosaic	Mesh Mount	Marmos Fairmont	2"x2"	7.87"x10.45" (.57sqft)	Polished, Brass	.25"	3 lbs	10	.70-.72
Fairmont White Penny Round Mosaic	Mesh Mount	Marmos Fairmont	1"x1"	12"x11.42" (.95sqft)	Polished, Textured, Brass	.25"	4.47 lbs	10	.70-.72
Fairmont Black Penny Round	Mesh Mount	Marmos Fairmont	1"x1"	12"x11.42" (.95sqft)	Polished, Textured, Brass	.25"	4.47 lbs	10	.70-.72
Fairmont White with Black Penny Round	Mesh Mount	Marmos Fairmont	1"x1"	12"x11.42" (.95sqft)	Polished, Textured, Brass	.25"	4.47 lbs	10	.70-.72
Crema Honed Diamond Mosaic	Mesh Mount	Crema	-	10.75"x11"	Honed	.375"	3 lbs	6	
Crema Honed Hexagon Mosaic	Mesh Mount	Crema	-	11"x8.75"	Honed	.375"	3.8 lbs	6	

Lure Tile



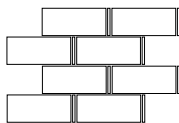
C-Chain



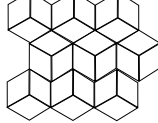
Subway Tile



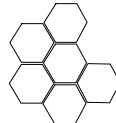
Brass Subway Tile



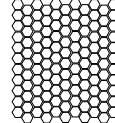
Diamond Tile



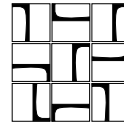
Large Hex Mosaic



Small Hex Mosaic



Lure Mosaic

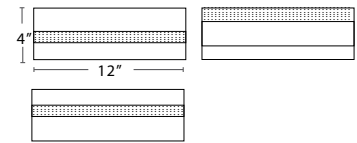


## STONE TILES

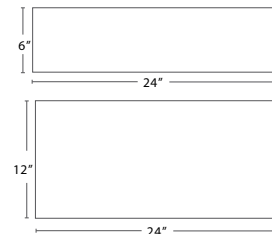
Color	Format	Stone Type	Size	Finish	Gauge	Avg. Weight	Units Per Box					
Alesio 3D Beige Quadro	Large format tile	Limestone	23.75"x23.75" (2sqft)	Honed	.27-.75"	30-35 lbs	2					
Alesio 3D Black Barjan	Large format tile	Marble	24"x24" (2sqft)	Honed	.27"- .75"	30-35 lbs	2					
Alesio 3D Creme Weave	Large format tile	Marble	6"x24" (1sqft)	Honed	.27-.75"	11 lbs	8					
Alesio 3D Smoky Beige Sahara	Large format tile	Marble	24"x24" (2sqft)	Honed	.27-.75"	30-35 lbs	2					
Gilded Frost	Tile	Marble	3"x6" (.125sqft)	Honed	.4"	.71 lbs	30					
Portugal Areia	Tile	Limestone	4"x12" (0.33 sqft)	Dimensional	0.25" - 0.75"	2.6 lbs	20					
Portugal Cinza	Tile	Marble		Flat	0.25"	1.9 lbs	30					
Portugal Terra	Tile	Limestone										
Portugal Venato	Tile	Marble										
Portugal- all colors	Large format tile	Upon Request										
Color	Format	Stone Type	Size		Finish	Gauge	Avg. Weight			Units Per Box		
			6"x24" (1 sqft)	12"x24" (2 sqft)			18"x 18"	6"x24"	12"x24"	18"x 18"	6"x24"	12"x24"
Berkshire Buff	Heavy gauge tile	Quartzite	x	x	Honed, Sandblasted	.7"- .8"		11lbs	25.5lbs		5	3
Creme	Tile	Marble	x	x	Honed	.4"	15lbs	5lbs	10lbs	4	10	5
Latte	Tile	Travertine	x	x	Honed	.4"		5-5.5lbs	11lbs		10	5
Mocha Birch	Tile	Sandstone	x	x	Honed	.4"		5-5.5lbs	11lbs		10	5
Nero	Tile	Granite	x	x	Honed	.4"		5-5.5lbs	11lbs		10	5
Pewter	Tile	Limestone	x	x	Honed	.4"		5-5.5lbs	11lbs		10	5
Smoky Beige	Tile	Marble	x		Honed	.4"		5-5.5lbs	11lbs		10	5
Smoky Birch	Tile	Limestone	x	x	Honed	.4"		5-5.5lbs	11lbs		10	5
Spalted Oak	Tile	Travertine	x	x	Honed	.4"		5-5.5lbs	11lbs		10	5
White Birch	Tile	Limestone	x	x	Honed	.4"		5-5.5lbs	11lbs		10	5

Portugal Tiles

Patterns (vary per box)

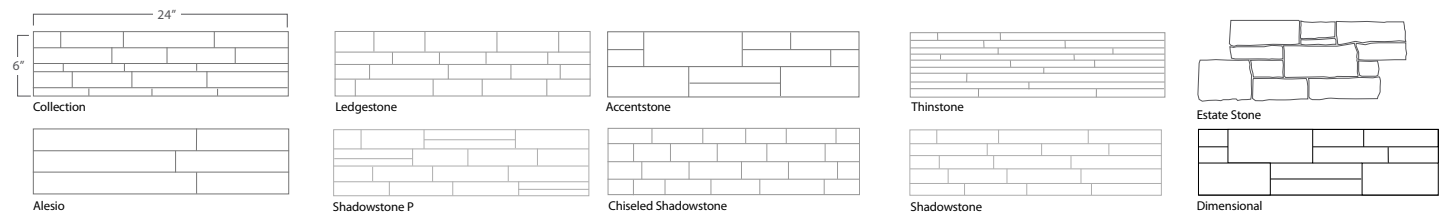


Tiles





## NATURAL STONE PANELS



Color	Format	Pattern	Stone Type	Size	Finish	Rows Per Panel	Gauge	Avg. Weight	Units Per Box	Products and Accessories
Arctic Grey Shadowstone	Panel	Shadowstone P	Quartzite	6"x24" (1sqft)	Natural	6	.4"-1"	8.5 -10.4 lbs	6 Pieces	Panels, Corners
Arctic White Shadowstone	Panel	Shadowstone P	Quartzite	6"x24" (1sqft)	Natural	6	.4"-1"	8.5 -10.4 lbs	6 Pieces	Panels, Corners Ends
Arctic White Angled Thin	Panel	Thinstone	Quartzite	6"x24" (1sqft)	Natural	12	.8"-1"	9.5 lbs	6 Pieces	Panels, Corners, Ends
Arctic White Flamed Shadowstone	Panel	Shadowstone	Quartzite	6"x24" (1sqft)	Flamed	5	.8"-1"	9.5 lbs	6 Pieces	Panels, Corners
Blackstone Leathered Shadowstone	Panel	Shadowstone	Limestone	6"x24" (1sqft)	Leathered	5	.8"-1"	8.71	6 Pieces	Panels, Corners
Berkshire Buff Estate Stone	Panel on metal mesh	Estate Stone	Quartzite	8"x18" (1sqft)	Splitface	4	.8"-1.5"	12-13 lbs	4 Pieces	Fingered Panels, Corners, Hearths,Sills, Wall Caps, Column Cap, Tiles
Berkshire Buff LedgeStone	Panel	LedgeStone	Quartzite	6"x24" (1sqft)	Splitface	4	.6"-1.2"	12 lbs	5 Pieces	Panels, Corners, Hearths, Sills, Wall Caps, Column Cap, Tiles
Berkshire Buff Shadowstone	Panel	Shadowstone	Quartzite	6"x24" (1sqft)	Natural	5	.4"-.6"	8-9 lbs	6 Pieces	Panels, Corners, Hearths, Sills, Wall Caps, Column Cap, Tiles
Bristol Black Estate Stone	Panel on metal mesh	Estate Stone	Granite	8"x18" (1sqft)	Splitface	4	.8"-1.5"	12-13 lbs	4 Pieces	Fingered Panels, Corners, Hearths, Sills, Wall Caps, Column Caps
Carbon Honed	Panel	Collection	Limestone	6"x24" (1sqft)	Honed	5	.4"-1"	9 lbs	6 Pieces	Panels, Corner, Hearths, Sills
Carbon Honed Accentstone	Panel	Accentstone	Limestone	6"x24" (1sqft)	Honed	4	.4"-1"	9 lbs	6 Pieces	Panels, Corners, Hearths, Sills
Carbon LedgeStone	Panel	LedgeStone	Limestone	6"x24" (1sqft)	Splitface	4	.5"-1"	8-9 lbs	6 Pieces	Panels, Corner, Ends, Hearths, Sills
Charcoal Shadowstone	Panel	Shadowstone	Slate	6"x24" (1sqft)	Natural	5	.4"-1"	8.5"-10.4 lbs	6 Pieces	Panels, Corners, Ends
Chiseled Silver Alabaster	Panel	Chiseled	Quartzite	6"x24" (1sqft)	Natural	4	.4"-1"	8.5"-10.4 lbs	6 Pieces	Panels, Corners, Ends
City Creme Honed	Panel	Alesio	Marble	6"x24" (1sqft)	Honed	4	.4"-1"	8.5"-10.4 lbs	6 Pieces	Panels, Corners
City Creme LedgeStone	Panel	LedgeStone	Marble	6"x24" (1sqft)	Natural	4	.4"-1"	8.5"-10.4 lbs	6 Pieces	Panels, Corners
Creme Honed Alesio	Panel	Alesio	Marble	6"x24" (1sqft)	Honed	3	.34"-1"	8 lbs	8 Pieces	Panels, Corners, Mosaics, Trim, Tiles
Creme LedgeStone	Panel	Alesio	Marble	6"x24" (1sqft)	Splitface	3	.37"-1"	9 lbs	6 Pieces	Panels, Corners, Mosaics, Trim, Tiles
Galaxy Black Shadowstone	Panel	Shadowstone	Marble	6"x24" (1sqft)	Natural	5	.8"-1"	7.61lbs	6 Pieces	Panels, Corners
Gilded Frost Honed	Panel	Alesio	Marble	6"x24" (1sqft)	Honed	3	.37"-1"	7.71 lbs	6 Pieces	Panels, Corners, Tiles
Gilded Frost LedgeStone	Panel	LedgeStone	Marble	6"x24" (1sqft)	Splitface	4	.37"-1"	9 lbs	6 Pieces	Panels, Corners
Greystone Gold Estate Stone	Panel on metal mesh	Estate Stone	Quartzite	8"x18" (1sqft)	Splitface	4	.8"-1.6"	12-13 lbs	4 Pieces	Fingered Panels, Corners, Hearths, Sills, Column Caps
Grey Terracotta	Panel	Shadowstone	Slate	6"x24" (1sqft)	Natural	5	.8"-1"	7.61lbs	6 Pieces	Panels, Corners
Latte Estate Stone	Panel	Estate Stone	Travertine	8"x18" (1sqft)	Splitface	4	.8"-1.6"	12-13 lbs	4 Pieces	Fingered Panels, Corners
Latte Honed	Panel	Collection	Travertine	6"x24" (1sqft)	Honed	5	.4"-1"	9 lbs	6 Pieces	Panels, Corners, Hearths, Tile, Sills
Latte Honed Accentstone	Panel	Accentstone	Travertine	6"x24" (1sqft)	Honed	4	.4"-1"	9 lbs	6 Pieces	Panels, Corners, Hearths, Tiles, Sills
Latte LedgeStone	Panel	LedgeStone	Travertine	6"x24" (1sqft)	Splitface	4	.4"-1"	9 lbs	6 Pieces	Panels, Corners, Ends, Hearths, Tiles, Sills
Midnight Sky Shadowstone	Panel	Shadowstone P	Quartzite	6"x24" (1sqft)	Natural	6	.4"-1"	8.5-10.4 lbs	6 Pieces	Panels, Corners, Ends
Midnight Sky Shadowstone Thin	Panel	Thinstone	Quartzite	6"x24" (1sqft)	Natural	12	.4"-1"	9.5 lbs	6 Pieces	Panels, Corners, Ends
Nero Honed	Panel	Collection	Granite	6"x24" (1sqft)	Honed	5	.4"-1"	9 lbs	6 Pieces	Panels, Corners, Hearths, Tiles
Nero LedgeStone	Panel	LedgeStone	Granite	6"x24" (1sqft)	Splitface	4	.4"-1"	9 lbs	6 Pieces	Panels, Corners, Ends, Hearths, Tiles
New York Blue Shadowstone	Panel	Shadowstone	Quartzite	6"x24" (1sqft)	Natural	5	.4"-1"	8.5-10.4 lbs	6 Pieces	Panels, Corners, Ends
Pearl Grey LedgeStone	Panel	Shadowstone	Marble	6"x24" (1sqft)	Natural	4	.4"-1"	8.5-10.4 lbs	6 Pieces	Panels, Corners, Ends
Pewter Honed	Panel	Collection	Limestone	6"x24" (1sqft)	Honed	5	.4"-1"	9 lbs	6 Pieces	Panels, Corner, Hearths, Tiles
Pewter LedgeStone	Panel	LedgeStone	Limestone	6"x24" (1sqft)	Splitface	4	.4"-1"	9 lbs	6 Pieces	Panels, Corner, Ends, Hearths, Tiles
Sierra Accentstone	Panel	Accentstone	Quartzite	6"x24" (1sqft)	Natural	4	.8"-1.4"	9.3 lbs	6 Pieces	Panels, Corners, Ends
Sierra Shadowstone	Panel	Shadowstone	Quartzite	6"x24" (1sqft)	Natural	5	.4"-1"	8.5-10.4 lbs	6 Pieces	Panels, Corners, Ends
Sierra Shadowstone Thin	Panel	Thinstone	Quartzite	6"x24" (1sqft)	Natural	9	.8"-1"	9.5 lbs	6 Pieces	Panels, Corners, Ends
Sierra Sand Shadowstone	Panel	Shadowstone	Quartzite	6"x24" (1sqft)	Natural	5	.8"-1"	8.27	6 Pieces	Panels, Corners
Silver Alabaster Shadowstone	Panel	Shadowstone P	Quartzite	6"x24" (1sqft)	Natural	6	.4"-1"	9.5 lbs	6 Pieces	Panels, Corners, Ends
Silver Alabaster Thin	Panel	Thinstone	Quartzite	6"x24" (1sqft)	Natural	10	.8"-1"	9.5 lbs	6 Pieces	Panels, Corners, Ends
Smoke Grey	Panel	Shadowstone	Marble	6"x24" (1sqft)	Flamed	5	.8"-1"	8.31	6 Pieces	Panels, Corners
Smoky Beige LedgeStone	Panel	Alesio	Marble	6"x24" (1sqft)	Splitface	3	.37"-1"	9 lbs	6 Pieces	Panels, Corners, Ends, Hearths, Tiles
Smoky Birch Dimensional	Panel	Dimensional	Limestone	6"x24" (1sqft)	Honed	4	.6"-1.75"	12.5 lbs	4 Pieces	Panels, Corners, Tiles
Terracotta Accentstone	Panel	Accentstone	Slate	6"x24" (1sqft)	Natural	4	.8"-1.4"	9.3 lbs	6 Pieces	Panels, Corners, Ends
Terracotta Shadowstone	Panel	Shadowstone	Slate	6"x24" (1sqft)	Natural	5	.4"-1"	8.5 - 10.4 lbs	6 Pieces	Panels, Corners, Ends
White Birch Honed	Panel	Collection	Limestone	6"x24" (1sqft)	Honed	5	.4"-1"	9 lbs	6 Pieces	Panels, Corner, Hearths, Tiles
White Birch Honed Thin	Panel	Thinstone	Limestone	6"x24" (1sqft)	Honed	9	.4"-1"	9 lbs	6 Pieces	Panels, Corner, Hearths, Tiles
White Birch LedgeStone	Panel	LedgeStone	Limestone	6"x24" (1sqft)	Splitface	4	.4"-1"	9 lbs	6 Pieces	Panels, Corner, Ends, Hearths, Tiles

## ANTIQUE WOOD PANELS panels with fingered ends, HIVE TILES come in pairs of concave and convex tiles, RECLAIMED WOOD wood panels with fingered ends


Stone Profiles	Format	Material	Size	Finish	Avg.Gauge	Avg. Weight	Units Per Box	Hive	Reclaimed Wood
Antique Wood Driftwood	Mesh backed panel	stone dust and resin composite	11.875"x 22.75" (1.88 sqft)	Wood Grain	0.5"	9 lbs	6		
Hive Driftwood	Tile		9.5"x 8.20" (.42 sqft)	Wood Grain	0.25"-1"	concave 1.76 lbs convex 3.52 lbs	10		
Hive Barn Wood	Tile		9.5"x 8.20" (.42 sqft)	Wood Grain	0.25"-1"	concave 1.76 lbs convex 3.52 lbs	10		
Reclaimed Wood -Dark	Wood planks on mesh	Wood	12"x24" (1.90sqft)	Natural	0.5"	5lbs	10		
Reclaimed Wood-Multi	Wood planks on mesh	Wood	12"x24" (1.90sqft)	Natural	0.5"	5lbs	10		
Reclaimed Wood-Natural	Wood planks on mesh	Wood	12"x24" (1.90sqft)	Natural	0.5"	5lbs	10		







- order samples
- project gallery
- inspirational photos and videos
- installation tips
- technical information
- visualizer



## SHOWROOM LOCATIONS:

Michigan (HQ)  
1170 Souter Blvd.  
Troy MI, 48063  
Tel: 248-614-6613

Colorado  
3250 Oakland St. Unit B  
Aurora, CO 80010  
Tel: 248-519-1383

California  
4201 E. Brickell St.  
Ontario CA, 91761  
Tel: 248-519-0518



Front cover: Silver Alabaster Shadowstone Panels  
Back cover: Tempered Toro Leather Tiles



Photo: 40 West 12th, Rule Joy Trammell Rubio Architects

These Terms and Conditions apply to all purchases of any goods from Realstone Systems, LLC ("RSS").  
SCOPE OF WORK: RSS is not a contractor and does not perform or contract for the installation of any product.

RSS SHALL NOT ASSUME RESPONSIBILITY NOR SHALL IT BE LIABLE FOR A CONTRACTOR'S WORK OR THE INSTALLATION OF ANY OF RSS'S PRODUCTS.

Absent any specific contrary written instructions, generally accepted industry guidelines must be adhered to by you, including, but not limited to, the Tile Council of North America Handbook and the Marble Institute of America Dimensional Stone Design Manual. Be sure you and your installer or other agents are aware of the unique logistical and technical issues associated with any tile or stone purchase, delivery and installation.

QUANTITIES: All quantities must be verified in advance of purchase by the buyer's installer or general contractor. RSS accepts no responsibility for errors in quantities ordered. We recommend that each order include a minimum of 10%-20% overage on any stone or tile product.

PRODUCT INFORMATION & GUIDELINES: All tile is subject to variation in shade and size. All tile dimensions given by RSS are estimates only, not precise measurements. Tile and stone conditions are not guaranteed after delivery against chipping, crazing, cracking or wear. All stone must be sealed by you or your agents pursuant to the appropriate sealer manufacturer's instructions. All stone must be sealed when used in wet environments to minimize water penetration and tile discoloration. RSS strongly recommends you discuss all sealing and other potential preventative treatments with your contractor/installer prior to installation, as RSS assumes no responsibility or liability in this regard.

CERAMIC/PORCELAIN/GLASS/STONE: Handmade and machine made tile is subject to irregularities in size, shape, color, warpage, moisture absorption, surface finish, texture and coefficient of friction. These characteristics are not defects in the product but are inherent to the manufacture of these products and are in part what creates their distinctive beauty. Stone is a natural material. No two pieces of stone are exactly alike. There will be color variation from samples and displays, as well as within your shipment. Each has unique natural variations which may include veining, markings, shadings, inclusions, chips, pits, fossils or other characteristics. These characteristics are not defects in the product but are inherent to these products. All ceramic, stone, porcelain, and glass products will vary from samples, and from piece to piece.

BLENDED AND DRY LAY OUT: Natural stone and ceramic tile require blending, as they naturally vary from piece to piece and across different segments of your order. It is the responsibility of the installer to remove materials from packaging and dry lay out all materials to obtain the customer's approval of the blend before any tile is installed. This procedure is common practice in the installation of tile and stone and helps ensure the beauty of the finished installation. RSS wants our customers to take the steps necessary to be delighted with their finished spaces. Performance of a blended dry layout of your product is a critical step in ensuring optimal results. We recommend that each order include a minimum of 10%-20% overage on any stone or tile product. RSS strongly recommends that you discuss these blending and dry layout guidelines with your contractor and installer prior to installation.

CUSTOM MATERIALS: Custom orders for any of our products and materials may not be cancelled, exchanged, or returned for any reason. All sales are final for all custom orders. SHIPPING: All products are shipped via common carrier, not by RSS. Carrier assignments are at the discretion of RSS. Customers may arrange their own shipping. All shipments are FOB Destination (please note FOB requirements below).

RSS DISCLAIMS ALL LIABILITY FOR DAMAGE INCURRED DURING SHIPMENT AND ALL CUSTOMER RECOURSE SHALL BE DIRECTLY WITH THE COMMON CARRIER. CUSTOMER FOB INSPECTION REQUIREMENTS:

It is the customer's sole responsibility to verify box count before signing the bill of lading and to note any box count discrepancies immediately on the bill of lading before signing for acceptance of the goods. Customer and its designated on-site representatives (general contractor, subcontractors, installer, decorator and/or any person responsible to the property owner regarding the installation of the product) must fully open and inspect all merchandise upon delivery to the job-site.

RETURNS/CANCELLATIONS: Stocked, non-custom, RSS product may be returned for credit only by the customer which purchased directly from RSS, within 30-days of receipt. Said customer is responsible for freight costs back to the point of origin. All returns are subject to a minimal 20% restocking charge. There shall be no refunds or returns for custom, made to order, special order products, pillows & other accessories as same may not be returned or cancelled for any reason whatsoever. Materials sold by full carton must be returned in the original packaging. All returns must be properly packed. Products submitted for return that are received by RSS in broken, damaged or installed condition, will not be credited or accepted. The issuance or denial of credits for returned items shall be at the sole and absolute discretion of RSS. All returns must be authorized in writing, in advance by RSS. A copy of the Return Material Authorization (RMA) must accompany the return for credit to be issued. Installed material may not be returned under any circumstance, and without limiting other forms and means of acceptance, any installation, whether full or partial, constitutes full acceptance of all goods. Materials that have been hand-selected or culled through may not be returned. This includes but is not limited to hearth, cap, and sill pieces.

CLEARANCE: Clearance pricing is for in-stock items only.

WARRANTIES: RSS EXTENDS NO WARRANTIES BEYOND THOSE STATED IN THE REALSTONE SYSTEMS, LLC LIMITED WARRANTY. A COPY OF WHICH IS AVAILABLE TO ALL CUSTOMERS AND OTHER PERSONS VIA THE RSS WEBSITE (WWW.REALSTONE.COM). SAID LIMITED WARRANTY IS DEEMED TO BE RESTATED AND INCORPORATED HEREIN IN FULL, AND CONSTITUTES A PART OF THESE TERMS AND CONDITIONS. RSS HEREBY DISCLAIMS ALL OTHER WARRANTIES OF ANY KIND AND NATURE, INCLUDING, BUT NOT LIMITED TO, THE WARRANTY OF MERCHANTABILITY AND THE WARRANTY OF FITNESS FOR A PARTICULAR PURPOSE. RSS'S MAXIMUM LIABILITY PURSUANT TO THESE TERMS AND CONDITIONS SHALL BE LIMITED TO AND SHALL NOT EXCEED THE CONTRACT PRICE FOR THE GOODS AND MATERIALS PAID FOR AND RECEIVED BY THE CUSTOMER WHO PURCHASED DIRECTLY FROM RSS. DELAYS: RSS SHALL NOT BE RESPONSIBLE FOR DELIVERY DELAYS CAUSED BY ACTS OF GOD, ACTS OF WAR, STRIKES, ACCIDENTS, BORDER/CUSTOM DELAYS, TRAFFIC, FORCE MAJEURE, NATURAL CATASTROPHES OR OTHER DELAYS WHICH ARE BEYOND THE EXCLUSIVE CONTROL OF RSS.

BINDING EFFECT: These Terms and Conditions and the Realstone Systems, LLC Limited Warranty supersede and control over any different or contrary terms provided by customer via purchase order or otherwise. These Terms and Condition and the Realstone Systems, LLC Limited Warranty, which are AVAILABLE TO ALL CUSTOMERS AND OTHER PERSONS VIA THE RSS WEBSITE (WWW.REALSTONE.COM), shall be deemed to have been published to, accepted by and made part of the transaction before any other terms have been discussed between the parties, and shall be deemed to have been incorporated into each and every document in the contract and/or contract formation process, including but not limited to all offers, acceptances, quotes, requests for quotes, bids, orders, bills, invoices and other related documents. By purchasing any products from RSS, each customer and its employees, affiliates, assignees, parents, successors, clients, contractors, vendors and agents are deemed to have agreed that they and their transactions are at all times subject to and governed by these Terms and Conditions and the Realstone Systems, LLC Limited Warranty.

This Agreement shall be exclusively construed in accordance with and governed by the laws of the State of Michigan, without regard to any conflict of laws provisions. Any suit, action, or proceeding arising out of, or relating to this Agreement and/or the transaction it governs shall be commenced and maintained exclusively in the courts of the State of Michigan, in the County of Oakland, or in the Federal District Court for the Eastern District of Michigan, and each party, customer and/or its employees, affiliates, assignees, parents, successors, clients, contractors, vendors and agents consents to such jurisdiction and venue. The prevailing party in any such proceeding may be entitled to seek recovery from the non-prevailing party its costs, including reasonable attorneys' fees, incurred in connection with such proceeding, upon a showing of good cause. By placing your order, you agree to be bound by the terms and conditions set forth above, and all other contrary terms are deemed to be null and void unless expressly agreed upon in a writing signed by the most senior officer of RSS.

THANK YOU FOR CHOOSING REALSTONE SYSTEMS, LLC.

