

realstone SYSTEMS™



Centuries of design tradition of old world European structures brought to life in a collection of premium natural stone veneers hand picked and crafted for simple elegance and timeless beauty.



GREYSTONE GOLD

quartzite | 18"x 8"x 1" | 12lb | indoor/outdoor



Travel along the countryside

in Northern Ireland and you'll find stone structures of every dimension. From quaint to sprawling. Our Greystone Gold Estate Stone is inspired by these ancient architectural wonders. Beautiful grey quartzite with gold interspersed. Flecked and veined for a pleasing arrangement of color and texture.






BERKSHIRE BUFF

quartzite | 18"x 8"x 1" | 12lb | indoor/outdoor



Berkshire County

is known as the Royal County of Berkshire because of the presence of Windsor Castle. It has many towns and villages, but also features rural land with grand estates and manors. Our Berkshire Buff has a clean and regal appearance of off white quartzite and large block pieces.





BRISTOL BLACK

granite | 18"x 8"x 1" | 12lb | indoor/outdoor



Bristol

is the largest city in South West England. Parts of the cities stone structures date back to medieval times. This city, rich in history and architectural interest was the inspiration for our Bristol Black. Made of granite pieces, with white and black striations.



LATTE


travertine | 18"x 8"x 1" | 12lb | indoor/outdoor



Ancient Seas

and coral reefs create the rich inclusions in our Latte Travertine. This warm toned stoned brings a soft yet rich texture to any space.





WHITE BIRCH

limestone | 18"x 8"x 1" | 12lb | indoor/outdoor



Quiet Majesty

The soft rustling and elegant majesty of a birch grove have inspired many a poem, a song or a structure.





CARBON

limestone | 18" x 8" x 1" | 12lb | indoor/outdoor




Forged

dark and textured with a look of hand forged iron or coal formed over thousands of years, Carbon is a classic dark gray that can look ancient and modern.



PICTURE ESTATE STONE IN YOUR SPACE WITH OUR VISUALIZER TOOL



GREYSTONE GOLD



SOMERSET SAGE



BERKSHIRE BUFF



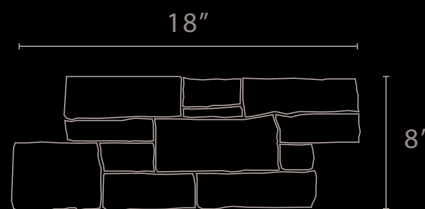
BRISTOL BLACK

Our goal is to inspire you

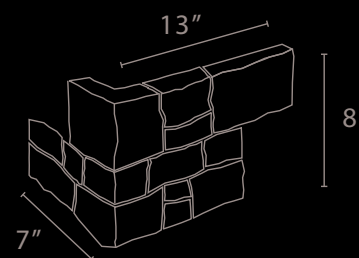
Estate Stone speaks of old world churches and cathedrals, castles and country manors. Stately mansions in hidden hillsides with sumptuous grounds. Bringing the rustic appearance and raw beauty of natural stacked stone of the European countryside to our Western landscape. The timeless charm of Estate Stone instantly transforms a structure into an inspired treasure.

Realstone Systems searched the globe for premium stone to create our latest product offering. We hand pick our stone for color and consistency. Skilled artisans then craft the stone, according to our stringent specifications into panelized natural stone veneers. It's natural stone with a design flexibility full stone could never offer.


Stone Type	Quartzite, Granite, Slate
Available colors	Somerset Sage, Greystone Gold, Berkshire Buff, Bristol Black
Accessories	Corners
Usage	Indoor/Outdoor
Backing	mesh and epoxy
Panel Unit Size	18" x 8" gauge 0.8"-1.6"
Approx. SF. Per Box	4sq. ft. panels 3.24 sq.ft. (2.67' Inf.) corners
Pieces Per Box	4
Avg. Unit Weight	12-13lbs.



panel



corner



For more information, images and where to buy, visit our website: www.estate.realstone.com

