

DESIGN WITH **STONE**arch®
PRODUCT VIEWBOOK




realstone **SYSTEMS**™
Inspiring. Timeless. Enduring.

INSPIRED DESIGN FOR INSPIRED LIVING.

It's not about conforming to living the way it's always been done before. Challenge the status quo. Listen to your heart. Do something new. Act with purpose.

That's what we've always done, and that's why we hope to inspire you.





STONEarch Black and Gray Mix Products

WHAT'S INSIDE

INTRODUCTION

- 6 STONEarch Difference
- 8 About Us
- 9 Our Customers
- 16 Sustainable Outdoor Spaces
- 18 Stone Colours
- 20 Finishes & Sizes
- 22 Approach to Innovation

SANDSTONES

- 28 Dove
- 30 Flint
- 32 Saga
- 34 Slate Gray
- 36 Brown

LIMESTONES

- 40 Black
- 42 Indus Gray
- 46 Silver Valley
- 50 Silver Antique
- 52 Moderno Beige

GRANITES

- 56 Alicante Black
- 58 Gray
- 60 Onyx Black
- 64 White Star
- 66 Carbon

TRAVERTINES

- 70 Gray Mix
- 72 Ivory Mix

ACCENTS

- 76 Artificial Grass
- 78 Pebbles: Black & White
- 80 Stone Grid Gabions
- 82 Permeable Cobbles
- 84 Custom Products

ADDITIONAL INFORMATION

- 88 Size Chart
- 89 Product Collection
- 90 STONEarch Inspiration Centre



THE STONEarch DIFFERENCE

STONEarch® is the largest natural stone wholesale distributor in North America, and we pride ourselves on our expert curation, uncompromising quality, and unbeatable value.

>1,000,000 ft²
of inventory available

LARGEST SELECTION

Expertly curated catalogue of natural stones with over a thousand SKUs

20+ YEARS
of family-owned operations

PREMIUM QUALITY

Industry leading shape and colour consistency for fast installation

>10,000,000 ft²
of natural stone paved

INCREDIBLE VALUE

Better performance at a lower cost compared to domestic stones



INVITING POOLSCAPES

with STONEarch Indus Gray

Picture Courtesy: Betz Pools





WARM OUTDOOR LIVING

with STONEarch Dove & STONEarch Onyx Black

Picture Courtesy: Precision Landscaping





STEPPING INTO STYLE

with STONEarch Indus Gray, Onyx Black, Black and Silver Valley



An aerial photograph of a lush backyard. In the center is a large, irregularly shaped swimming pool with clear blue water. Surrounding the pool is a wide, light-colored stone patio. To the left of the pool, there is a circular fire pit with several black patio chairs arranged around it. The yard is bordered by green grass and various trees and shrubs. A wooden deck is visible on the left side of the frame.

SUSTAINABLE OUTDOOR SPACES WITH **STONE**arch

In the realm of sustainability, durability emerges as a vital aspect, representing a dedication to long-term influence rather than momentary eco-awareness. Integrating natural stone into our surroundings embodies this ethos impeccably. With its inherent strength and lasting qualities, natural stone epitomizes sustainability, promising a legacy that endures through time. Opting for natural stone isn't merely about enhancing aesthetics; it's a conscious decision towards environmental responsibility, ensuring our actions today resonate for generations to come.

NATURAL MATERIAL

As the name implies, these stones are Mother Nature's natural products. Producing these green materials do not require chemicals or other resources. Their supply is abundant, varying from colours and textures to shapes, veining, and other characteristics which makes them perfect for a wide array of purposes.

LOW MAINTENANCE

One of the best features of natural stone is how they don't show dirt and signs of wear and tear compared to concrete, wood, and other materials. They don't scratch or stain easily, and they're simple to clean as well.

DURABLE

One of the most vital factors you need to consider when deciding on sustainable materials for your home is durability. This is to prevent resources from being used in creating new materials frequently. The life cycle of stones can range from 50 to 100 years. You can use them in your patio, pathway, or foyer, and they will be able to handle high traffic with ease.

RECYCLABLE

You can fully recycle stones. They also have the potential of serving various purposes and uses throughout their lifetime. You have an option to reuse and recycle them. This is a sustainable approach to make sure that the material will be able to live their useful life cycle to their full potential.

ENERGY EFFICIENT

Landscaping with natural stones reduces the need for frequent watering and maintenance, conserving energy typically required for irrigation and upkeep. Additionally, their thermal mass properties can help moderate temperature fluctuations, reducing the demand for energy-intensive heating and cooling systems in outdoor spaces.

Picture Courtesy: Majestic Pools



STONEarch Indus Gray Products

STONE COLOURS

SANDSTONE




Dove



Flint



Saga




Slate Gray



Brown

LIMESTONE




Black



Indus Gray



Silver Valley



Silver Antique



Moderno Beige

GRANITE



Alicante Black



Gray



Onyx Black



White Star



Carbon

TRAVERTINE



Gray Mix



Ivory Mix

ACCENTS



Artificial Grass



White Pebbles



Black Pebbles



Stone Grid by STONEarch

Call for more colours and custom orders

WHICH TEXTURE DO YOU PREFER?




A distinct characteristic of natural stone is the vast number of finishes that can be produced. To name a few, this includes natural cleft, flamed, and sandblasted. Most of our products can be custom finished with a variety of options but will come in a standard finish that has been hand-selected by our expert team at STONEarch®

AVAILABLE TEXTURES

- Natural Cleft
- Flamed
- Antique Wash
- Flamed & Brushed
- Flamed & Waterjet
- Honed
- Sandblasted
- Bush Hammer



A curated collection of popular sizes shown here




WHICH SCALE SUITS YOUR SPACE?

A complete range of Pavers, Copings, Steps, BBQ Slabs, and Pier Caps



Picture Courtesy: Precision Developments

STONEarch Indus Gray & Silver Antique Products



STONEarch Slate Gray Products



STONEarch
DOVE

STONEarch® Dove complements your backyard getaway with pool copings available in a variety of edge profiles. Mesmerize your family and friends by creating a paradise in your backyard.



STONEarch COLLECTION

Saw-Cut
Pavers



Square Cut (1", 1.25")
12x24, 18x24, 24x24, 18x36, 24x36
Square Cut (1", 1.25")
Combo: 12x12, 12x18, 12x24, 18x24, 24x24
Combo-L: 12x24, 18x24, 24x24, 24x36

Pier Caps



Rock-Faced (2")
24x24
Rock-Faced (3")
24x24, 28x28

Rock-Faced
Copings



Edge Coping (1.25")
12x48
Rock-Faced (2")
12x48, 12x60, 12x72, 16x48, 16x60, 16x72

Straight-Cut
Copings



Straight-Cut (2")
12x48

Rebated
Copings



Rock-Faced (1.25/2")
12x48

Wall Copings
*Two long sides
finished*



Rock-Faced (2")
14x48, 14x72
Straight-Cut (2")
14x48

Steps



Rock-Faced (6")
16x36, 16x48, 16x60, 16x72, 16x96
Rock-Faced (7")
14x36, 14x48, 14x60, 14x72, 14x96
16x36, 16x48, 16x60, 16x72, 16x96

Jumbo Slabs



Rock-Faced (2")
24x48, 24x72, 36x72

Curbs



Rock-Faced (6")
6x48
Rock-Faced (7")
6x48



A warm natural sandstone with a blend of beige, brown, and gray tones. STONEarch® Flint is a perfect choice for more traditional and rustic applications.




STONEarch
FLINT



STONEarch COLLECTION

Saw-Cut
Pavers



Square Cut (1", 1.25")
12x24, 18x24, 24x24, 24x36
Square Cut (1", 1.25")
Combo: 12x12, 12x18, 12x24, 18x24, 24x24
Combo-L: 12x24, 18x24, 24x24, 24x36

Pier Caps



Rock-Faced (2")
24x24
Rock-Faced (3")
24x24, 28x28

Rock-Faced
Copings



Rock-Faced (2")
12x48, 12x72, 16x48, 16x72

Wall Copings
*Two long sides
finished*



Rock-Faced (2")
14x48

Steps



Rock-Faced (6")
16x36, 16x48, 16x60, 16x72, 16x96
Rock-Faced (7")
14x48, 14x60, 14x72, 14x96

Jumbo Slabs



Rock-Faced (2")
24x72

Curbs



Rock-Faced (6")
6x48
Rock-Faced (7")
6x48



STONEarch® Saga has natural striping that creates intriguing designs. Due to the range of colour shades of this stone - it is a very popular choice when you want your hardscape to be bold, colorful and creative.




STONEarch
SAGA




STONEarch COLLECTION

Saw-Cut
Pavers



Square Cut (1", 1.25")
12x24, 18x24, 18x36, 24x24, 24x36
Square Cut (1", 1.25")
Combo: 12x12, 12x18, 12x24, 18x24, 24x24
Combo-L: 12x24, 18x24, 24x24, 24x36

Pier Caps



Rock-Faced (3")
24x24

Rock-Faced
Copings




Rock-Faced (2")
12x48, 12x72, 16x48, 16x72

Pool Copings



Bullnose (2")
12x36, 12x48

Wall Copings
*Two long sides
finished*



Rock-Faced (2")
14x48, 14x72

Steps



Rock-Faced (6")
16x48, 16x60, 16x72


Curbs



Rock-Faced (6")
6x48



STONEarch® Slate Gray is a timeless blend of gray tones with some hints of brown to add warmth to your landscape project. This product can be utilized for a variety of modern, contemporary and traditional landscape designs.




STONEarch
SLATE GRAY



STONEarch COLLECTION

Saw-Cut
Pavers



Square Cut (1", 1.25")
12x12, 12x24, 18x24, 24x24, 18x36, 24x36
Square Cut (1", 1.25")
Combo: 12x12, 12x18, 12x24, 18x24, 24x24
Combo-L: 12x24, 18x24, 24x24, 24x36

Pier Caps



Rock-Faced (2")
24x24
Rock-Faced (3")
24x24, 28x28

Rock-Faced
Copings



Edge Coping (1.25")
12x48
Rock-Faced (2")
12x48, 12x60, 12x72, 16x48, 16x60, 16x72, 18x72

Straight-Cut
Copings



Straight-Cut (2")
12x48

Rebated
Copings



Rock-Faced (1.25/2")
12x48

Wall Copings
*Two long sides
finished*



Rock-Faced (2")
14x48, 14x72
Straight-Cut (2")
14x48

Steps



Rock-Faced (6")
16x36, 16x48, 16x60, 16x72, 16x96
Rock-Faced (7")
14x36, 14x48, 14x60, 14x72, 14x96
16x36, 16x48, 16x60, 16x72, 16x96

Jumbo Slabs



Rock-Faced (2")
24x48, 24x72, 36x72


Curbs



Rock-Faced (6")
6x48
Rock-Faced (7")
6x48




STONEarch® Brown offers natural colour variation from brown to lavender, ensuring a unique look for each project. Its shades complement armor rocks, plantations, and building bricks, creating stunning landscape effects.



STONEarch
BROWN

STONEarch COLLECTION

Saw-Cut
Pavers



Square Cut (1", 1.25")
12x18, 18x18, 12x24, 18x24, 24x24, 24x36
Square Cut (1")
Combo: 12x12, 12x18, 12x24, 18x24, 24x24
Combo-L: 12x24, 18x24, 24x24, 24x36

Pier Caps



Rock-Faced (3")
24x24

Rock-Faced
Copings



Rock-Faced (2")
12x48, 12x60, 12x72, 16x48, 16x60, 16x72

Wall Copings
Two long sides finished



Rock-Faced (2")
14x48

Steps




Rock-Faced (6")
16x36, 16x48, 16x60, 16x72


Jumbo Slabs



Rock-Faced (2")
24x72
Rock-Faced (3")
24x60



STONEarch Indus Gray Products




STONEarch
BLACK

Bold and majestic. STONEarch® Black gives character to your patio, front entrance, or backyard. With a wide range of options available in our collection, you'll be sure to find what you need to create your oasis.



STONEarch COLLECTION

Saw-Cut
Pavers



Square Cut (1", 1.25")
12x12, 12x24, 18x24, 24x24, 18x36, 24x36
Square Cut (1", 1.25")
Combo: 12x12, 12x18, 12x24, 18x24, 24x24
Combo-L: 12x24, 18x24, 24x24, 24x36

Pier Caps



Rock-Faced (3")
24x24, 28x28

Rock-Cut
Copings



Edge Coping (1.25")
12x48
Rock-Faced (2")
12x48, 12x60, 12x72, 16x48, 16x72, 18x72

Straight-Cut
Copings
*Four Sides
Finished*



Straight-Cut (2")
12x48, 16x48

Rebated
Copings



Rock-Faced (1.25/2")
12x48

Pool Copings



Bullnose (2")
12x48, 12x72

Wall Copings
*Two long sides
finished*



Rock-Faced (2")
14x48, 14x72
Straight-Cut (2")
14x48

Steps



Rock-Faced (6")
16x36, 16x48, 16x60, 16x72, 16x96

Jumbo Slabs



Rock-Faced (2")
24x48, 24x72, 36x72

Curbs



Rock-Faced (6")
6x48



Often specified by high-end landscape architects and designers, STONEarch® Indus Gray is one of the most popular modern natural stones for pool decks, patios, walkways and front entrances. A light gray-sandblasted limestone with a clean straight-edge profile for copings and steps.



STONEarch
INDUS GRAY



STONEarch COLLECTION

Saw-Cut
Pavers



Square Cut (1.25")
12x24, 18x24, 24x24, 18x36,
24x36, 24x48

Pier Caps



Straight-Cut (2")
24x24

Straight-Cut Copings
Four sides finished



Straight-Cut (2")
12x48, 12x72, 16x48, 16x72, 18x48

Pool Copings



Bullnose (2")
12x48, 12x72

Wall Copings
Two long sides finished



Straight-Cut (2")
14x48, 14x72

Steps



Straight-Cut (6")
16x48, 16x60, 16x72

Jumbo Slabs



Straight-Cut (2")
24x48, 24x72



Picture Courtesy: Betz Pools













STONEarch® Silver Valley is true to its name, with valleys in hues of blueish gray, topped by peaks of white and light gray. This beautiful and unique stone is flamed for a slip-resistant surface, and the lighter tips will catch the sun to brighten up your favorite outdoor space.



STONEarch
SILVER VALLEY



STONEarch COLLECTION

| | | | | | | | | | |
|---|---|---|---|---|--|--|---|---|---|
| <p>Saw-Cut Pavers</p>  <p>Square Cut (1", 1.25") 12x12, 12x24, 18x24, 24x24, 18x36, 24x36, 24x48 Square Cut (1.25") Combo: 12x12, 12x18, 12x24, 18x24, 24x24 Combo-L: 12x24, 18x24, 24x24, 24x36</p> | <p>Pier Caps</p>  <p>Rock-Faced (2") 24x24 Rock-Faced (3") 21x21, 24x24, 28x28</p> | <p>Rock-Faced Copings</p>  <p>Edge Coping (1.25") 12x48 Rock-Faced (2") 12x48, 12x60, 12x72, 16x48, 16x60, 16x72</p> | <p>Straight-Cut Copings</p> <p><i>Four sides finished</i></p>  <p>Straight-Cut (2") 12x48</p> | <p>Rebated Copings</p>  <p>Rock-Faced (1.25/2") 12x48</p> | <p>Pool Copings</p>  <p>Bullnose (2") 12x48, 12x72</p> | <p>Wall Copings</p> <p><i>Two long sides finished</i></p>  <p>Rock-Faced (2") 14x48, 14x72 Straight-Cut (2") 14x48, 14x72</p> | <p>Steps</p>  <p>Rock-Faced (6") 16x36, 16x48, 16x60, 16x72, 16x96 Rock-Faced (7") 14x36, 14x48, 14x60, 14x72, 14x96 16x36, 16x48, 16x60, 16x72, 16x96</p> | <p>Jumbo Slabs</p>  <p>Rock-Faced (2") 24x48, 24x72, 36x72, 36x96, 48x72, 48x96</p> | <p>Curbs</p>  <p>Rock-Faced (6") 6x48 Rock-Faced (7") 6x48</p> |
|---|---|---|---|---|--|--|---|---|---|




Picture Courtesy: The Landmark Group

STONEarch Silver Valley Products



STONEarch® Silver Antique is a limestone with shades of medium to dark tones of dark grey and black. The unique shade of this stone is achieved by performing an ‘antique’ wash treatment to the surface.



STONEarch
SILVER ANTIQUE



STONEarch COLLECTION

Saw-Cut
Pavers



Square Cut (1.25")
12x12, 12x24, 18x24, 24x24, 18x36,
24x36, 24x48
Square Cut (1.25")
Combo: 12x12, 12x18, 12x24, 18x24, 24x24
Combo-L: 12x24, 18x24, 24x24, 24x36

Pier Caps



Rock-Faced (2")
24x24
Rock-Faced (3")
21x21, 24x24, 28x28

Rock-Faced
Copings



Edge Coping (1.25")
12x48
Rock-Faced (2")
12x48, 12x60, 12x72, 16x48, 16x60,
16x72

Straight-Cut
Copings
*Four sides
finished*



Straight-Cut (2")
12x48

Rebated
Copings



Rock-Faced (1.25/2")
12x48

Pool Copings



Bullnose (2")
12x48, 12x72

Wall Copings
*Two long sides
finished*



Rock-Faced (2")
14x48, 14x72
Straight-Cut (2")
14x48

Steps



Rock-Faced (6")
16x36, 16x48, 16x60, 16x72, 16x96
Rock-Faced (7")
14x36, 14x48, 14x60, 14x72, 14x96
16x36, 16x48, 16x60, 16x72, 16x96

Jumbo Slabs



Rock-Faced (2")
24x48, 24x72, 36x72, 36x96,
48x72, 48x96

Curbs



Rock-Faced (6")
6x48
Rock-Faced (7")
6x48



STONEarch® Moderno Beige is a sandblasted limestone with a warm beige colour tone that is neutral and calming. This natural stone is designed to complement modern brick and masonry, and works beautifully as an accent coping with the smooth straight-cut finished edge profile.



STONEarch
MODERNO BEIGE




STONEarch COLLECTION

Saw-Cut
Pavers



Square Cut (1.25")
12x24, 18x24, 24x24, 18x36, 24x36,
36x36, 24x48

Pier Caps



Straight-Cut (2")
24x24

Straight-Cut Copings
Four sides finished



Straight-Cut (2")
12x48, 12x72, 16x48, 16x72

Pool Copings



Bullnose (2")
12x48

Wall Copings
Two long sides finished



Straight-Cut (2")
14x48, 14x72

Steps




Straight-Cut (6")
16x48, 16x72

Jumbo Slabs



Straight-Cut (2")
24x48, 24x72



STONEarch Black Granite Cobblestones



STONEarch® Alicante Black- Emulating a velvety tiger look, this stone makes a statement that is both modern and fierce. The flamed surface offers an anti-slip texture making it beautiful and safe for commercial applications, along with your home and surroundings.



STONEarch
ALICANTE BLACK



STONEarch COLLECTION

Saw-Cut
Pavers



Square Cut (1.25")
12x24, 18x24, 24x24, 18x36, 24x36, 36x36

Rock-Cut
Copings



Rock-Faced (2")
12x48, 12x72, 16x48

Straight-Cut
Copings



Straight-Cut (2")
12x48, 12x72, 16x48, 16x72

Pool Copings



Bullnose (2")
12x48

Wall Copings



Rock-Faced (2")
14x48, 14x72
Straight-Cut (2")
14x48, 14x72

Steps



Rock-Faced (6")
16x36, 16x48, 16x60, 16x72, 16x96

Jumbo Slabs



Straight-Cut (2")
24x72, 36x72



STONEarch® Gray is a classic and modern building stone for any commercial or residential landscape project. The neutral gray tone of this granite is eternal and complementary to any commercial landscape or construction project.




STONEarch
GRAY



STONEarch COLLECTION

Saw-Cut
Pavers



Square Cut (1.25")
12x12, 12x24, 18x24, 24x24, 18x36, 24x36
Square Cut (1.25")
Combo: 12x12, 12x18, 12x24, 18x24, 24x24
Combo-L: 12x24, 18x24, 24x24, 24x36

Rock-Faced
Copings



Rock-Faced (2")
12x48

Straight-Cut
Copings
*Four sides
finished*



Straight-Cut (2")
12x48, 12x72

Wall Copings
*Two long sides
finished*



Rock-Faced (2")
14x48
Straight-Cut (2")
14x48, 14x72

Steps



Rock-Faced (6")
16x36, 16x48, 16x72



STONEarch
ONYX BLACK

STONEarch® Onyx Black is the darkest and richest black granite on the market used by top landscape architects & designers, suitable for residential and commercial projects.



STONEarch COLLECTION

Saw-Cut
Pavers



Square Cut (1", 1.25")
12x12, 12x24, 18x24, 24x24, 18x36,
24x36, 24x48
Square Cut (1", 1.25")
Combo: 12x12, 12x18, 12x24, 18x24, 24x24
Combo-L: 12x24, 18x24, 24x24, 24x36

Pier Caps



Straight-Cut (2")
24x24, 28x28

Rock-Faced
Copings



Rock-Faced (2")
12x48, 12x72, 16x48, 16x72

Straight-Cut
Copings



Edge Coping (1.25")
12x48
Straight-Cut (2")
12x48, 12x72, 16x48, 16x72

Rebated
Copings



Rock-Faced (1.25/2")
12x48

Pool Copings



Bullnose (2")
12x48

Wall Copings
*Two long sides
finished*



Rock-Faced (2")
14x48, 14x72
Straight-Cut (2")
14x48, 14x72

Steps



Rock-Faced (6")
16x48, 16x60, 16x72, 16x96
Straight-Cut (6")
16x48, 16x60, 16x72, 16x96
Rock-Faced (7")
14x48, 14x60, 14x72, 14x96
16x48, 16x60, 16x72, 16x96

Jumbo Slabs



Straight-Cut (2")
24x48, 24x72, 36x72, 36x96,
48x72, 48x96

Curbs



Straight-Cut (6")
6x48
Straight-Cut (7")
6x48



Picture Courtesy: Cineplex Cinemas

STONEarch New Ebony Products



Make your home or business welcoming by using STONEarch® White Star granite to enhance the impact of your walkway, front entrance, or back entrance - they are the gateways to your architectural paradise.




STONEarch
WHITE STAR



STONEarch COLLECTION

Saw-Cut
Pavers



Square Cut (1.25")
12x24, 18x24, 24x24, 24x36

Rock-Faced
Copings



Rock-Faced (2")
12x48

Straight-Cut
Copings
*Four sides
finished*



Straight-Cut (2")
12x48

Wall Copings
*Two long sides
finished*



Straight-Cut (2")
14x48

Steps



Rock-Faced (6")
16x36, 16x48, 16x72



STONEarch COLLECTION

Saw-Cut
Pavers



Square Cut (1.25")
12x24, 18x24, 24x24, 18x36, 24x36

Rock-Faced
Copings



Rock-Faced (2")
12x48

Straight-Cut
Copings
*Four sides
finished*



Straight-Cut (2")
12x48, 16x48

Wall Copings
*Two long sides
finished*



Straight-Cut (2")
14x48

Steps




Straight-Cut (6")
16x48, 16x72

STONEarch® Carbon is a dense volcanic basalt stone with deep black crystallization, most commonly used for commercial applications such as building courtyards and walkways.



STONEarch
CARBON






STONEarch Ivory Mix Products

TRAVERTINES





STONEarch® Gray Mix is travertine stone with warm & neutral tones of cream, beige, gray & blue colour tones. Honed and tumbled finish of Gray Mix Cobbles gives it the right choice for stone for million dollar homes.



STONEarch
GRAY MIX

STONEarch COLLECTION

French Pattern
Cobbles



French Combo Pattern (1.25")
8x8, 8x16, 16x16, 16x24

Cobbles



Square Cut (1.25")
16x24

Straight-Cut
Copings
*Four sides
finished*



Straight-Cut (2")
12x48

Wall Copings
*Two long sides
finished*



Straight-Cut (2")
14x48





STONEarch
IVORY MIX

STONEarch® Ivory Mix Travertine is the most friendly stone to bare-feet. Ivory Mix has warm & neutral tones of cream, beige & walnut colours.



STONEarch COLLECTION

French Pattern
Cobbles



French Combo Pattern (1.25")
8x8, 8x16, 16x16, 16x24

Cobbles



Square Cut (1.25")
16x24

Straight-Cut
Copings
Four sides
finished




Straight-Cut (2")
12x48

Wall Copings
Two long sides
finished



Straight-Cut (2")
14x48



STONEarch Dove Wall Cladding



With a rich blend of green, yellow and brown, and a thick velvety texture, this grass may be artificial but it is as real as it can be.



Grass Roll: 15x25', 15x50'

STONEarch
ARTIFICIAL GRASS





WHITE


1.25'-2" - 25 kg bags, 1 ton bag
2-3" - 1 ton bag



BLACK

1.25'-2" - 25 kg bags, 1 ton bag
2-3" - 1 ton bag

STONEarch
PEBBLES





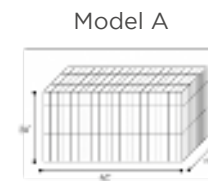
Utilize for garden accents, fences and retaining walls

Modern substitute to armour rock, build benches with wood or stone copings

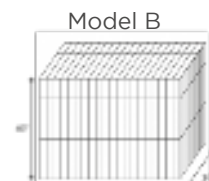
5.8 mm galvanized steel to withstand Canadian climate

Modular, portable, and easy DIY assembly on site

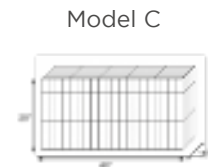
STONEGRID COLLECTION



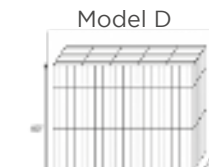
Model A
Approx. 400 kg of fill



Model B
Approx. 750 kg of fill



Model C
Approx. 200 kg of fill



Model D
Approx. 400 kg of fill

STONE GRID is a quick and easy to install galvanized metal mesh designed to withstand harsh climates including rain and snow. It offers endless possibilities by using pebbles, river rock, or other fill materials to transform an outdoor living space.

FILL WITH 3-5" LOOSE GRAVEL / RIVER ROCK

STONEarch
STONE GRID





STONEarch Sunset Cobbles

Available separately or as cobblestone paver mats, this product comes in a number of colours to make your landscape breathtaking.

Suitable for concrete or sand set applications, our cobblestone products can upscale your home or project with its classic and timeless look. While primarily used as cobble mat paving and for courtyards or pathways, they are also ideal for garden borders to breathe new life into the landscape.

COBBLES AS PERMEABLE PAVERS

The broader community gains from pervious pavers as they assist in preserving base flows in rivers, ensuring the sustainability of streams and ecosystems.

Overall, the incorporation of cobblestone paver mats into landscaping projects not only enhances the visual appeal of outdoor spaces but also promotes sustainability.


CUSTOMIZABLE IN ANY SIZE, SHAPE & COLOUR



STONEarch
COBBLES



STONEarch Black Limestone and Red Granite Cobbles



STONEarch Custom Etched Black Granite

STONE
LOGOS &
DESIGNS



CURVED
POOL
COPINGS



FOUNTAINS,
RAILINGS,
BENCHES



STONEarch
CUSTOM COLLECTION



INNOVATION

With over 20 years of experience in supporting architects and designers, our expert team is well equipped to source the specific materials you need for your project.

Learn more at www.stonearch.ca on how we can help your project stand out.



SIZE CHART

| FLAGSTONE PAVERS (Saw Cut) | ROCK-FACED COPINGS | STRAIGHT-CUT COPINGS | REBATED COPINGS | WALL COPINGS | POOL COPINGS |
|-------------------------------|--------------------|-------------------------|-----------------|--------------|--------------|
| | | | | | |
| JUMBO SLABS | STEPS | CURBS | PIER CAPS | PEBBLES | STONE GRID |
| | | | | | |

| Products | Thickness | Sizes |
|--------------------|------------------|---|
| PAVERS - Saw Cut | 1, 1.25" | 12x12, 12x24, 18x24, 24x24, 18x36, 24x36" |
| | 20, 30mm | 300x300, 300x600, 450x600, 600x600, 450x900, 600x900 mm |
| PAVERS - Combo | 1, 1.25" | 12x12 (12 pc), 12x18 (10 pc), 12x24 (10 pc), 18x24 (11 pc), 24x24" (10 pc) |
| | 20, 30mm | 300x300, 300x450, 300x600, 450x600, 600x600 mm |
| PAVERS - Combo (L) | 1, 1.25" | 12x24 (11 pc), 18x24 (16 pc), 24x24 (8 pc), 24x36" (8 pc) |
| | 20, 30mm | 300x600, 450x600, 600x600, 600x900 mm |
| PIER CAPS | 2, 3" | 21x21, 24x24, 28x28" |
| | 50, 70mm | 535x535, 610x610, 710x710 mm |
| COPINGS - Rock Cut | 2" | 12x48, 12x60, 12x72, 16x48, 16x60, 16x72" |
| | 50mm | 305x1220, 305x1525, 305x1830, 405x1220, 405x1525, 405x1830 mm |
| COPINGS - Edge | 1.25" | 12x48" |
| | 30mm | 305x1220 mm |
| WALL COPINGS | 2" | 14x48, 14x72" |
| | 50mm | 355x1220, 355x1830 mm |
| COPINGS - St. Cut | 2" | 12x48, 12x72, 16x48, 16x72" |
| | 50mm | 305x1220, 305x1830, 405x1220, 405x1830 mm |
| POOL COPINGS | 2" | 12x48, 12x72" |
| | 50mm | 305x1220, 305x1830 mm |
| STEPS | 6" | 16x36, 16x48, 16x60, 16x72, 16x96" |
| | 150mm | 405x915, 405x1220, 405x1525, 405x1830, 405x2440 mm |
| STEPS | 7" | 14x36, 14x48, 14x60, 14x72, 14x96, 16x36, 16x48, 16x60, 16x72, 16x96" |
| | 175mm | 355x915, 355x1220, 355x1525, 355x1830, 355x2440, 405x915, 405x1220, 405x1525, 400x1830, 400x2440 mm |
| CURBS | 6, 7" | 6x48 |
| | 150, 175mm | 150x1220 mm |
| FRENCH COBBLES | 1.25" | 8x8, 8x16, 16x16, 16x24" (French Pattern) |
| | 30mm | 200x200, 200x400, 400x400, 400x600 mm |
| JUMBO SLAB | 2" | 24x48, 24x72, 36x72, 36x96, 48x72, 48x96" |
| | 50mm | 610x1220, 610x1830, 915x1830, 915x2440, 1220x1830, 1220x2440 mm |
| COPINGS - Rebated | 1.25/2" | 12x48" |
| | 30-50mm | 305x1220 mm |
| PEBBLES | 1.25-2", 2-3" | 1.25-2" - 25 kg bags, 1 ton bag |
| | 30-50, 50-75mm | 2-3" - 1 ton bag |
| STONE GRID GABION | 0.23" galv. mesh | 40x20xH20, 40x20xH40, 40x10xH20, 40x10xH40" |
| | 5.8mm galv. mesh | 1000x500xH500, 1000x500xH1000, 1000x250xH500m, 1000x250xH1000 mm |

• The above information is indicative only and may vary from colour to colour.
• Tolerance: ± 2-5 mm • Custom sizes available on order.

STONEarch COLLECTION

| COLOURS | | THICKNESS | PAVERS (SAW-CUT) | | PIER CAPS | | COPINGS (ROCK-CUT) | | COPINGS (EDGE) | | COPINGS (WALL) | | COPINGS (ST. CUT) | | POOL COPINGS | | STEPS | | CURBS | | COBBLES | | JUMBO SLABS | | REBATED COPINGS | |
|-------------|----------------|-----------|------------------|-------|-----------|----|--------------------|-------|----------------|----|----------------|----|-------------------|----|--------------|-------|-------|----|-------|---------|---------|---|-------------|---|-----------------|--|
| | | | 1" | 1.25" | 2" | 3" | 2" | 1.25" | 2" | 2" | 2" | 6" | 7" | 6" | 7" | 1.25" | 2" | 2" | 3" | 1.25/2" | | | | | | |
| SANDSTONES | DOVE | • | • | • | • | • | • | • | • | • | • | • | • | • | • | • | • | • | • | • | • | • | • | • | • | |
| | FLINT | • | • | • | • | • | • | • | • | • | • | • | • | • | • | • | • | • | • | • | • | • | • | • | • | |
| | SAGA | • | • | • | • | • | • | • | • | • | • | • | • | • | • | • | • | • | • | • | • | • | • | • | • | |
| | SLATE GRAY | • | • | • | • | • | • | • | • | • | • | • | • | • | • | • | • | • | • | • | • | • | • | • | • | |
| | BROWN | • | • | • | • | • | • | • | • | • | • | • | • | • | • | • | • | • | • | • | • | • | • | • | • | |
| LIMESTONES | BLACK | • | • | • | • | • | • | • | • | • | • | • | • | • | • | • | • | • | • | • | • | • | • | • | • | |
| | INDUS GRAY | • | • | • | • | • | • | • | • | • | • | • | • | • | • | • | • | • | • | • | • | • | • | • | • | |
| | SILVER VALLEY | • | • | • | • | • | • | • | • | • | • | • | • | • | • | • | • | • | • | • | • | • | • | • | • | |
| | SILVER ANTIQUE | • | • | • | • | • | • | • | • | • | • | • | • | • | • | • | • | • | • | • | • | • | • | • | • | |
| | MODERNO BEIGE | • | • | • | • | • | • | • | • | • | • | • | • | • | • | • | • | • | • | • | • | • | • | • | • | |
| GRANITES | ALICANTE BLACK | • | • | • | • | • | • | • | • | • | • | • | • | • | • | • | • | • | • | • | • | • | • | • | • | |
| | GRAY | • | • | • | • | • | • | • | • | • | • | • | • | • | • | • | • | • | • | • | • | • | • | • | • | |
| | ONYX BLACK | • | • | • | • | • | • | • | • | • | • | • | • | • | • | • | • | • | • | • | • | • | • | • | • | |
| | WHITE STAR | • | • | • | • | • | • | • | • | • | • | • | • | • | • | • | • | • | • | • | • | • | • | • | • | |
| | CARBON | • | • | • | • | • | • | • | • | • | • | • | • | • | • | • | • | • | • | • | • | • | • | • | • | |
| TRAVERTINES | GRAY MIX | • | • | • | • | • | • | • | • | • | • | • | • | • | • | • | • | • | • | • | • | • | • | • | • | |
| | IVORY MIX | • | • | • | • | • | • | • | • | • | • | • | • | • | • | • | • | • | • | • | • | • | • | • | • | |

STONEarch INSPIRATION CENTRE

IMAGINE


Let your imagination soar as you envision your perfect outdoor retreat, surrounded by the rich textures and hues of our natural stone displays, each telling a story of enduring beauty.

VISUALIZE

With every step, see your dreams materialize before your eyes in our outdoor showroom, where personalized guidance and breathtaking vistas merge to shape the sustainable oasis you've always envisioned.


INSPIRE

Feel the whispers of nature's elegance as you wander through our outdoor stone haven, igniting a spark of inspiration for your own timeless landscape masterpiece. Reach out to us today to schedule your exclusive invitation.



*for more information or to schedule a
presentation Call 866.698.5066*

*e-mail us sales@realstone.com
or visit us at www.realstone.com*





Scan the QR code
for a digital catalog.



Our commitment is to ensure highest quality standards possible. We recommend review of a few samples before purchase. Variation in color, texture, size and weathering is a natural property of stone. We are not liable to any damage to our products due to improper installation, use of chemicals, de-icing salts etc. The information provided in this catalogue is only indicative.